

BSES

BSES Yamuna Power Limited

Shakti Kiran Building, Karkardooma,
Delhi - 110032, India
CIN : U40109DL2001PLC111525
Tel.: +91 11 3999 9808, 3999 7111
Fax: +91 11 3999 9765
www.bsedelhi.com

Ref: RA/BYPL/2019-20/110

Date: 08.08.2019

To,
The Secretary
Delhi Electricity Regulatory Commission
Viniyamak Bhavan, Shivalik
Malviya Nagar
New Delhi-110017



Sub: Power Purchase Adjustment Charges (PPAC) for April, May, June of 2019
Ref:

- 1) BYPL letter RA/BYPL/2019-20/107 to Hon'ble Commission dated 05.08.2019
- 2) Hon'ble Commission Tariff Order for FY 19-20
- 3) Hon'ble DERC Business plan Regulation 2017

Dear Sir,

We refer to BYPL above letter dated 05.08.2019 to the Hon'ble Commission and recent Tariff Order for FY 19-20 dated 31.07.2019 uploaded yesterday, Accordingly we have calculated revised PPAC for Apr, May, June'19 Quarter.

Regulation 30 of Delhi Electricity Regulatory Commission (Business Plan) Regulations, 2017 provides for mechanism for recovery of Power Purchase Cost Adjustment. The relevant extract is shown below:

"30. MECHANISM FOR RECOVERY OF POWER PURCHASE COST ADJUSTMENT CHARGES

The mechanism for recovery of Power Purchase Cost Adjustment Charges (PPAC) in terms of the Regulation 134 of the DERC (Terms and Conditions for Determination of Tariff) Regulations, 2017 from FY 2017-18 to FY 2019-20 of the Distribution Licensees shall be as follows:

....

(4) The treatment of PPAC computation as per the specified formula shall be as follows:

(a) in case PPAC does not exceed 5% for any quarter, the Distribution Licensee may levy PPAC at 90% of computed PPAC with prior intimation to the Commission without going through the regulatory proceedings.

(b) in case PPAC exceeds 5% for any quarter, the Distribution Licensee may levy PPAC of 4.50% without going through the regulatory proceedings and shall file an application for prior approval of the Commission for the differential PPAC claim (Actual PPAC % - 4.50%).

(5) The Distribution Licensee shall upload the computation of PPAC on its website before the same is levied in the consumers' electricity bills."



BSES Yamuna Power Limited

Shakti Kiran Building, Karkardooma,
Delhi - 110032, India
CIN : U40109DL2001PLC111525
Tel.: +91 11 3999 9808, 3999 7111
Fax: +91 11 3999 9765
www.bsesdelhi.com

Ref: RA/BYPL/2019-20/110

Date: 08.08.2019

To,
The Secretary
Delhi Electricity Regulatory Commission
Viniyamak Bhavan, Shivalik
Malviya Nagar
New Delhi-110017

Sub: Power Purchase Adjustment Charges (PPAC) for April, May, June of 2019

Ref:

- 1) BYPL letter RA/BYPL/2019-20/107 to Hon'ble Commission dated 05.08.2019
- 2) Hon'ble Commission Tariff Order for FY 19-20
- 3) Hon'ble DERC Business plan Regulation 2017

Dear Sir,

We refer to BYPL above letter dated 05.08.2019 to the Hon'ble Commission and recent Tariff Order for FY 19-20 dated 31.07.2019 uploaded yesterday, Accordingly we have calculated revised PPAC for Apr, May, June'19 Quarter.

Regulation 30 of Delhi Electricity Regulatory Commission (Business Plan) Regulations, 2017 provides for mechanism for recovery of Power Purchase Cost Adjustment. The relevant extract is shown below:

"30. MECHANISM FOR RECOVERY OF POWER PURCHASE COST ADJUSTMENT CHARGES

The mechanism for recovery of Power Purchase Cost Adjustment Charges (PPAC) in terms of the Regulation 134 of the DERC (Terms and Conditions for Determination of Tariff) Regulations, 2017 from FY 2017-18 to FY 2019-20 of the Distribution Licensees shall be as follows:

....

(4) The treatment of PPAC computation as per the specified formula shall be as follows:

(a) in case PPAC does not exceed 5% for any quarter, the Distribution Licensee may levy PPAC at 90% of computed PPAC with prior intimation to the Commission without going through the regulatory proceedings.

(b) in case PPAC exceeds 5% for any quarter, the Distribution Licensee may levy PPAC of 4.50% without going through the regulatory proceedings and shall file an application for prior approval of the Commission for the differential PPAC claim (Actual PPAC % – 4.50%).

(5) The Distribution Licensee shall upload the computation of PPAC on its website before the same is levied in the consumers' electricity bills."

In accordance with Regulations 30 (4) (b) above, we would like to intimate the Hon'ble Commission, that the PPAC of licensee for April, May and June of FY 19-20 is computed as 5.36 % as annexed herewith in **Annex-1**.

Accordingly, BYPL in terms of the said Regulations will levy 4.50% (being capped) on the bills of all consumers from the billing cycle w.e.f. 10^h of Aug 2019 for a period of 3 months. BYPL is in the process of filling an application for prior approval of Hon'ble Commission on differential 0.86% of PPAC claim (i.e. 5.36%- 4.50%).

In view of the above, we shall upload PPAC computation on our web-site before the same is levied on the consumer's electricity bills.

The Power Purchase Audited statement and SLDC accounts as attached as **Annex-2** for reference.

Thanking You,
Yours faithfully

For BSES Yamuna Power Limited



Abhishek Srivastava
Authorized signatory

Encl: As above

Annex-1 - PPAC % Calculation for BYPL- April-June (19-20)			
Sr No	Parameters	DERC's (methodology)	Source
1	A (in Kwh)	2,149,750,723	As per PPAC Qtr Audited Sheet
2	B (in Kwh)	141,526,507	Calculated
3	C (in Rs./Kwh)	0.20	Calculated
4	D (Rs. Cr.)	159.98	As per PPAC Qtr Audited Sheet
5	E (Rs. Cr.)	134.50	As per Tariff Order*
6	Z (in Kwh)	1957242407	Calculated
7	Distribution Loss (%)	10.50%	As per Business Plan
8	Approved ABR (Rs./kwh)	7.02	As per Tariff Order*
9	PPAC (nth Qtr) % = ((A-B)*C+(D-E)/((Z*(1-Distribution Loss in %/100)*ABR)	5.36%	Calculated
10	PPAC Self Claimed (90%)	4.50%	
11	Balance PPAC for which prior approval is to be sought	0.86%	
A	Total unit procured in (n-1)th Qtr from power station having Long term PPA (in kwh) -(To be taken from bills of the Gencos issued to distribution licensee)		
B	Proportionate bulk sale of power from power station having long Term PPA (in Kwh) = Total unit Sold(Other than sold to direct consumer KWH) in (n-1) Qtr X A / Gross Power Purchase including short term power in (n-1)th Qtr (in Kwh)		
C	Actual average Power Purchase Cost (PPC) from power stations having long term PPAs in (n-1)th Qtr (Rs./ kWh) – Projected average Power Purchase Cost (PPC) from power stations having long term PPAs (Rs./ kWh) (from tariff order)		
D	Actual Transmission Charges paid in the (n-1)th Qtr		
E	Base Cost of Transmission Charges for (n-1)th Qtr= (Approved Transmission Charges/4)		
Z	(((Actual Power purchase from Central Generating Stations having Long Term		
ABR	Average Billing Rate for the year (to be taken from the Tariff Order)		
Approved Avg PPA base (Rs./kwh)		3.48	As per Tariff Order*
Approved Interstate Transmission licensee		1.65%	As per Tariff Order*
Approved Intrastate Loss (in %)		0.92%	As per Tariff Order*
Total unit sold other than Direct Consumer (in kwh)		158,583,600	As per SLDC
Gross power Purchase including short term power (in kwh)		2,408,843,508	As per SLDC
Actual Power purchase from Central Generating Stations having Long Term PPA (in		1,908,717,854	As per PPAC Qtr Audited Sheet
Power from Delhi Gencos including BTPS (in kwh)		241,032,869	As per PPAC Qtr Audited Sheet
Actual Avg PPC (Rs./kwh)		3.68	As per PPAC Qtr Audited Sheet

*Above values are calculated based on Tariff Order dated 31.07.2019

HARIBHAKTI & CO. LLP

Chartered Accountants

BSES Yamuna Power Limited
Shakti Kiran Building,
Karkardooma,
Delhi -110032
INDIA

Independent Auditor's Certificate on the Power Purchase cost, Transmission and LDC charges for the quarter ended June 30, 2019

1. We have been requested by BSES Yamuna Power Limited ("the Company"), having its registered office at the above mentioned address vide mandate letter dated October 9, 2018, to certify the plant-wise details of fixed charges, variable charges, other charges and units purchased under long term Power Purchase Agreements (PPAs) for the three months period from April 2019 to June 2019 on monthly and quarterly basis as referred in Annexure-1.4 (including Annexure 1.1, 1.2 and 1.3) for the Power Purchase Cost and Annexure-2.4 (including Annexure 2.1, 2.2 and 2.3) for the Transmission and Load Dispatch Centre (LDC) charges (hereinafter together referred to as the "Statement") for the purpose of onward submission to Delhi Electricity Regulatory Commission ("DERC").

The plant-wise details of fixed charges, variable charges, other charges and units purchased under long term PPAs are as listed in Table 179 of the Tariff Order for the FY 2018-19 issued by DERC dated March 28, 2018.

The Transmission & LDC charges are as listed in Table 191 of the Tariff Order for the FY 2018-19 issued by DERC dated March 28, 2018.

Management's Responsibility

2. The preparation of the Statement is the responsibility of the Management of the Company including the preparation and maintenance of all accounting and other relevant supporting records and documents. This responsibility includes the design, implementation and maintenance of internal control relevant to the preparation and presentation of the Statement and applying an appropriate basis of preparation; and making estimates that are reasonable in the circumstances.
3. The management of the Company is also responsible for compliance with the requirements of the DERC as applicable.



BYPL | Independent Auditor's Certificate on the Power Purchase cost, Transmission and LDC charges for the quarter ended June 2019

1

HARIBHAKTI & CO. LLP

Chartered Accountants

Auditor's Responsibility

4. Pursuant to the requirements of the DERC, it is our responsibility to provide a reasonable assurance whether the power purchase, transmission and LDC charges mentioned in the Statements on monthly and quarterly basis are in agreement with the unaudited books of account.
5. The following documents have been furnished by the Company:
 - a) Plant wise details of units purchased and component wise power purchase cost (including claims and adjustments made by the parties related to earlier periods) for the quarter ended June 30, 2019, attached herewith as "Annexure 1.4" (initialled for the purpose of identification).
Month-wise details of the same from April 2019 to June 2019 have been given in the Annexure 1.1, 1.2 and 1.3 (initialled for the purpose of identification) respectively.
 - b) The details of transmission and Load Dispatch Centre (LDC) charges (including claims and adjustments made by the parties related to previous months/periods) incurred by the Company for the quarter ended June 30, 2019, attached herewith as "Annexure 2.4" (initialled for the purpose of identification).
Month-wise details of the same from April 2019 to June 2019 have been given in the Annexure 2.1, 2.2 and 2.3 (initialled for the purpose of identification) respectively.
 - c) Plant wise bills for the said three months period along with the revisionary bills for the earlier periods received by the Company during these three months period;
 - d) Relevant extracts of the ledgers from books of accounts.
6. We have performed the following procedures:
 - a) Verified the units purchased and component wise power purchase cost, as detailed in Annexure 1.4 (including Annexure 1.1, 1.2 and 1.3) from the bills received from the vendors on test basis;
 - b) Verified the transmission and LDC charges, as detailed in Annexure 2.4 (including Annexure 2.1, 2.2 and 2.3) from the bills received from the vendors on test basis; and
 - c) Verified such other relevant documents/records as deemed appropriate in this regard.
7. We conducted our examination of the Statement in accordance with the Guidance Note on Reports or Certificates for Special Purposes (Revised 2016) issued by the Institute of Chartered Accountants of India ("ICAI"). The Guidance Note requires that we comply with the ethical requirements of the Code of Ethics issued by the ICAI. We have not performed an audit, the objective of which would be the expression of an opinion on the financial statements, specified elements, accounts or items thereof, for the purpose of this Certificate.



BYPL | Independent Auditor's Certificate on the Power Purchase cost, Transmission and LDC charges for the quarter ended June 2019

2

HARIBHAKTI & CO. LLP

Chartered Accountants

8. We have complied with the relevant applicable requirements of the Standard on Quality Control (SQC) 1, Quality Control for Firms that Perform Audits and Reviews of Historical Financial Information, and Other Assurance and Related Services Engagements issued by ICAI.

Opinion

9. Based on our examination, as above, and the information, explanations and representation given to us, we report that the details of power purchase stated in Annexure-1.4 (including Annexure 1.1, 1.2 and 1.3) and the details of transmission and LDC charges stated in Annexure-2.4 (including Annexure 2.1, 2.2 and 2.3) are in agreement with the unaudited books of account maintained by the Company.

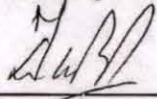
Restriction on Use

10. The certificate is issued solely for the purpose of onward submission to DERC. This certificate should not be used by any other person or for any other purpose. Accordingly, we do not accept or assume any liability or any duty of care for any other purpose or to any other person to whom this certificate is shown or into whose hands it may come without our prior consent in writing. Haribhakti and Co. LLP shall not be liable to the Company, DERC or to any other concerned for any claims, liabilities or expenses relating to this assignment, except to the extent of fees relating to this assignment. We have no responsibility to update this certificate for any events or circumstances occurring after the date of this certificate.

For Haribhakti and Co. LLP

Chartered Accountants

ICAI Firm Registration No.103523W/W100048



Raj Kumar Agarwal

Partner

Membership No.: 074715

UDIN: 19074715AAAAC11711

Place: New Delhi

Date: August 3, 2019

Encl: Annexure-1.4 (including Annexure 1.1, 1.2 and 1.3); and
Annexure-2.4 (including Annexure 2.1, 2.2 and 2.3)



BSES Yamuna Power Limited
Plant-wise details of units purchased and component-wise power purchase cost for April'19

Annexure 1.1

Sl. No.	Name of the Station	Bills pertaining to Current Month							Bills pertaining to previous months of current F. Y. received during the month								
		Units Purchased	Fixed Charges	Variable Charges	Incentive	Interest As per CERC order	Interest Others	Other Charges	Total Charges	Units Purchased	Fixed Charges	Variable Charges	Incentive	Interest As per CERC order	Interest Others	Other Charges	Total Charges
		(MU)	(Rs. In Crores)							(MU)	(Rs. In Crores)						
I	NTPC																
1	ANTA GAS	0.30	0.49	0.10	-	-	-	-	0.59	-	-	-	-	-	-	-	-
2	AURAIYA GAS	-	0.71	-	-	-	-	-	0.71	-	-	-	-	-	-	-	-
3	BTPS	-	-	-	-	-	-	-	-	0.00	-	-	-	-	-	-	-
4	DADRI GAS	4.37	0.81	1.50	-	-	-	-	2.31	-	-	-	-	-	-	-	0.00
5	UNCHAHAHAR-I	2.81	0.38	0.90	-	-	-	-	1.28	-	-	0.00	-	-	-	-	(0.00)
6	UNCHAHAHAR-II	5.47	0.68	1.78	-	-	-	-	2.46	-	-	(0.00)	-	-	-	-	0.00
7	UNCHAHAHAR-III	3.56	0.57	1.15	-	-	-	-	1.71	-	-	0.00	-	-	-	-	-
8	FARAKKA	2.67	0.27	0.69	-	-	-	-	0.96	-	-	-	-	-	-	-	-
9	KAHALGAON-I	6.59	0.78	1.46	-	-	-	-	2.24	-	-	-	-	-	-	-	(0.00)
10	NCPP(dadri 1)	19.12	3.46	7.50	-	-	-	-	10.96	-	-	(0.00)	-	-	-	-	-
11	RIHAND-I	-	-	-	-	-	-	-	-	-	-	-	-	-	-	-	-
12	RIHAND-II	19.35	1.33	2.53	0.02	-	-	-	3.88	-	-	-	-	-	-	-	-
13	SINGRAULI	40.90	2.82	5.58	-	-	-	-	8.41	-	-	-	-	-	-	-	(0.00)
14	KAHALGAON-II	16.71	2.25	3.50	-	-	-	-	5.75	-	(0.00)	-	-	-	-	-	-
15	TALCHER	-	-	-	-	-	-	-	-	-	-	(0.00)	-	-	-	-	(0.00)
16	NCPP-II	76.11	14.90	27.66	-	-	-	-	42.57	-	-	(0.00)	-	-	-	-	-
17	RIHAND-III	33.64	4.58	4.35	0.08	-	-	-	9.00	-	-	-	-	-	-	-	-
18	KOLDAM HPS-I	-	-	-	-	-	-	-	-	-	-	-	-	-	-	-	(0.00)
	NTPC Total	231.59	34.04	58.70	0.09	-	-	-	92.82	0.00	(0.00)	(0.00)	-	-	-	-	-
II	NHPC																
1	BAIRA SIUL	-	-	-	-	-	-	-	0.00	-	-	-	-	-	-	-	-
2	SALAL	12.54	0.73	0.77	-	-	-	-	1.50	-	-	-	-	-	-	-	-
3	CHAMERA-I	6.68	0.36	0.76	-	-	-	-	1.12	-	-	-	-	-	-	-	-
4	TANAKPUR	1.24	0.21	0.20	-	-	-	-	0.42	-	-	-	-	-	-	-	-
5	URI	9.63	0.67	0.79	-	-	-	-	1.47	-	-	-	-	-	-	-	-
6	DHAULIGANGA	3.27	0.45	0.40	-	-	-	-	0.85	-	-	-	-	-	-	-	-
7	CHAMERA-II	6.12	0.46	0.62	-	-	-	-	1.08	-	-	-	-	-	-	-	-
8	DULHASTI	6.90	1.19	1.90	-	-	-	-	3.09	-	-	-	-	-	-	-	-
9	SEWA 2	3.06	0.39	0.66	-	-	-	-	1.05	-	-	-	-	-	-	-	-
10	CHAMERA-III	4.14	0.74	0.88	-	-	-	-	1.62	-	-	-	-	-	-	-	-
11	URI- II	5.55	1.08	1.32	-	-	-	-	2.40	-	-	-	-	-	-	-	-
12	Parbati-III	1.27	0.79	0.19	-	-	-	-	0.99	-	-	-	-	-	-	-	-
	NHPC Total	60.40	7.08	8.50	-	-	-	-	15.58	-	-	-	-	-	-	-	-
III	NPC																
1	NAPP	-	-	-	-	-	-	-	-	-	-	-	-	-	-	-	-
2	RAPP 5&6	7.07	-	2.77	-	-	-	-	2.86	-	-	-	-	-	-	0.00	0.00
	NPC Total	7.07	-	2.77	-	-	-	-	2.86	-	-	-	-	-	-	0.00	0.00




BSES Yamuna Power Limited
Plant-wise details of units purchased and component-wise power purchase cost for April'19

Annexure 1.1

Sl. No.	Name of the Station	Bills pertaining to Current Month							Bills pertaining to previous months of current F. Y. received during the month								
		Units Purchased	Fixed Charges	Variable Charges	Incentive	Interest As per CERC order	Interest Others	Other Charges	Total Charges	Units Purchased	Fixed Charges	Variable Charges	Incentive	Interest As per CERC order	Interest Others	Other Charges	Total Charges
		(MU)	(Rs. In Crores)						(MU)	(Rs. In Crores)							
IV	SJVNL	12.94	1.88	1.57	-	-	-	0.00	3.45	-	0.00	-	-	-	-	-	-
V	THDC	-	-	-	-	-	-	-	-	-	-	-	-	-	-	-	-
1	Tehri	-	-	-	-	-	-	-	-	-	-	-	-	-	-	-	-
2	KOTESHWAR	-	-	-	-	-	-	-	-	-	-	-	-	-	-	-	-
	THDC Total	-	-	-	-	-	-	-	-	-	-	-	-	-	-	-	-
VI	Tala HEP	0.51	-	0.11	-	-	-	-	0.11	-	-	-	-	-	-	-	-
VII	DVC	-	-	-	-	-	-	-	-	-	-	-	-	-	-	-	-
1	Existing Units	-	-	-	-	-	-	-	6.69	-	-	-	-	-	-	-	-
2	Mejia Units 6#	15.62	2.01	4.68	-	-	-	-	16.14	-	-	-	-	-	-	-	-
3	CTPS 7 & 8	46.73	6.74	9.40	-	-	-	-	27.08	-	-	-	-	-	-	-	-
4	MIPS #7	63.45	9.44	17.65	-	-	-	-	49.91	-	-	-	-	-	-	-	-
	DVC Total	125.80	18.18	31.73	-	-	-	-	-	-	-	-	-	-	-	-	-
VIII	Power stations in Delhi	-	-	-	-	-	-	-	-	-	-	-	-	-	-	-	-
1	IP Station	-	-	-	-	-	-	-	(0.05)	-	-	-	-	-	-	-	-
2	Rajghat	(0.13)	-	(0.05)	-	-	-	-	1.63	-	-	-	-	-	-	-	-
3	GAS TURBINE	1.64	0.93	0.70	-	-	-	-	8.33	-	0.00	0.00	-	-	-	-	0.00
4	Pragati-I	15.99	2.23	6.10	-	-	-	-	32.02	-	-	(0.00)	-	-	-	-	(0.00)
5	Bawana	50.72	14.05	17.98	-	-	-	-	41.93	-	0.00	(0.00)	-	-	-	-	0.00
	Power stations in Delhi Total	68.22	17.21	24.72	-	-	-	-	-	-	-	-	-	-	-	(0.00)	(0.00)
IX	ARAVALI	1.45	5.90	0.51	-	-	-	0.22	6.63	-	-	-	-	-	-	-	-
X	SASAN	156.72	2.24	18.02	-	-	-	1.43	21.68	-	-	-	-	-	-	-	0.00
XI	SECI (Solar)	4.02	-	2.21	-	-	-	0.00	2.21	-	-	-	-	-	-	-	0.00
XII	EDWPCPL	2.21	-	0.71	-	-	-	-	0.71	-	-	-	-	-	-	-	-
XIII	Delhi MSW Solutions Ltd	2.40	-	1.69	-	-	-	-	1.69	-	-	-	-	-	-	-	-
	GRAND TOTAL without Regulated Credit	673.33	86.53	151.23	0.09	-	-	1.75	239.59	0.00	0.00	(0.00)	-	-	-	0.00	0.00
	Regulation Credit From NHPC	-	-	-	-	-	-	-	-	-	-	-	-	-	-	-	-
	Regulation Credit From SJVNL	-	-	-	-	-	-	-	-	-	-	-	-	-	-	-	-
	Regulation Credit From DVC	-	-	-	-	-	-	-	-	-	-	-	-	-	-	-	-
	Regulation Credit From ARAVALI	-	-	-	-	-	-	-	-	-	-	-	-	-	-	-	-
	GRAND TOTAL with Regulated Credit	673.33	86.53	151.23	0.09	-	-	1.75	239.59	0.00	0.00	(0.00)	-	-	-	0.00	0.00

The Grand total matched with the arithmetic total arrive at without rounding off, however due to rounding off the arithmetic total of figures stated in million units, Rs. in crores may show a slight variance.
Transmission Charges has been shown separately as Annexure-2



Sl. No.	Name of the Station	Bills pertaining to previous F.Y. received during the month							Total							Per Unit Total Charges Billed (Rs./unit)		
		Units Purchased	Fixed Charges	Variable Charges	Incentive	Interest As per CERC order	Interest Others	Other Charges	Total Charges	Units Purchased	Fixed Charges	Variable Charges	Incentive	Interest As per CERC order	Interest Others		Other Charges	Total Charges
		(MU)				(Rs. In Crores)				(MU)				(Rs. In Crores)				
1	NTPC	-	-	-	-	-	-	0.11	0.11	0.30	0.49	0.10	-	-	-	0.11	0.70	23.36
1	ANTA GAS	-	-	-	-	-	-	0.04	0.04	-	0.71	(0.00)	-	-	0.04	0.75	-	
2	AURAIYA GAS	-	-	(0.00)	-	-	-	0.04	0.04	-	(0.00)	-	-	-	0.01	-	-	
3	BTPS	-	(0.00)	-	-	0.01	-	0.01	0.01	-	(0.00)	-	-	0.01	-	-	-	
4	DADRI GAS	(0.01)	-	(0.01)	-	0.00	-	0.45	0.44	4.35	0.81	1.48	-	0.00	-	0.45	2.75	6.31
5	UNCHAHAAR-I	-	-	(0.02)	-	-	-	0.00	(0.01)	2.81	0.38	0.89	-	-	-	0.00	1.27	4.51
6	UNCHAHAAR-II	-	-	(0.03)	-	-	-	0.02	(0.01)	5.47	0.68	1.75	-	-	-	0.02	2.45	4.47
7	UNCHAHAAR-III	-	-	(0.02)	-	-	-	0.00	(0.01)	3.56	0.57	1.13	-	-	-	0.00	1.70	4.77
8	FARAKKA	-	(0.03)	0.22	-	-	-	0.00	0.19	2.67	0.24	0.90	-	-	-	0.00	1.15	4.29
9	KAHALGAON-I	-	(0.05)	(0.09)	-	-	-	0.00	(0.14)	6.59	0.73	1.36	-	-	-	0.00	2.09	3.17
10	NCPP(dadri 1)	-	-	0.10	-	0.02	-	0.08	0.20	19.12	3.46	7.60	-	0.02	-	0.08	11.16	5.84
11	RIHAND-I	-	-	-	-	-	-	0.00	0.00	-	-	-	-	-	-	0.00	0.00	-
12	RIHAND-II	-	-	(0.23)	-	-	-	0.00	(0.22)	19.35	1.33	2.31	0.02	-	-	0.00	3.66	1.89
13	SINGRAULI	-	-	(0.35)	-	0.01	-	0.01	(0.32)	40.90	2.82	5.24	-	0.01	-	0.01	8.08	1.98
14	KAHALGAON-II	-	(0.10)	(0.54)	-	-	-	0.00	(0.64)	16.71	2.15	2.96	-	-	-	0.00	5.11	3.06
15	TALCHER	-	-	-	-	-	-	-	-	-	-	-	-	-	-	-	-	-
16	NCPP-II	-	-	0.02	-	0.06	-	1.11	1.19	76.11	14.90	27.69	-	0.06	-	1.11	43.76	5.75
17	RIHAND-III	-	-	(0.77)	-	-	-	0.01	(0.77)	33.64	4.58	3.58	0.08	-	-	0.01	8.24	2.45
18	KOLDAM HPS-I	-	-	-	-	-	-	-	-	-	-	-	-	-	-	-	-	-
	NTPC Total	(0.01)	(0.18)	(1.72)	-	0.11	-	1.84	0.05	231.58	33.85	56.98	0.09	0.11	-	1.84	92.87	4.01
II	NHPC																	
1	BAIRA SIUL	-	-	-	-	-	-	-	-	12.54	0.73	0.77	-	-	-	0.00	1.50	1.20
2	SALAL	-	-	-	-	-	-	-	-	6.68	0.36	0.76	-	-	-	0.00	1.12	1.68
3	CHAMERA-I	-	-	-	-	-	-	-	-	1.24	0.21	0.20	-	-	-	0.00	0.42	3.38
4	TANAKPUR	-	-	-	-	-	-	-	-	9.63	0.67	0.79	-	-	-	0.00	1.47	1.52
5	URI	-	-	-	-	-	-	-	-	3.27	0.45	0.40	-	-	-	0.00	0.85	2.59
6	DHAULIGANGA	-	-	-	-	-	-	-	-	6.12	0.46	0.62	-	-	-	0.00	1.08	1.76
7	CHAMERA-II	-	-	-	-	-	-	-	-	6.90	1.19	1.90	-	-	-	0.00	3.09	4.48
8	DULHASTI	-	-	-	-	-	-	-	-	3.06	0.39	0.66	-	-	-	0.00	1.05	3.45
9	SEWA 2	-	-	-	-	-	-	-	-	4.14	0.74	0.88	-	-	-	0.00	1.62	3.92
10	CHAMERA-III	-	-	-	-	-	-	-	-	5.55	1.08	1.32	-	-	-	0.00	2.40	4.32
11	URI- II	-	-	-	-	-	-	-	-	1.27	0.79	0.19	-	-	-	0.00	0.99	7.79
12	Parbati-III	-	-	-	-	-	-	-	-	-	-	-	-	-	-	0.00	15.58	2.58
	NHPC Total									60.40	7.08	8.50				0.00		
III	NPC																	
1	NAPP	-	-	-	-	-	-	-	-	-	-	-	-	-	-	-	-	-
2	RAPP 5&6	-	-	-	-	-	-	0.00	0.00	7.07	-	2.77	-	-	-	0.09	2.87	4.06
	NPC Total							0.00	0.00	7.07		2.77				0.09	2.87	4.06



BSES Yamuna Power Limited
Plant-wise details of units purchased and component-wise power purchase cost for April'19

Annexure 1.1

Sl. No.	Name of the Station	Bills pertaining to previous F.Y. received during the month							Total								Per Unit Total Charges Billed (Rs./unit)	
		Units Purchased	Fixed Charges	Variable Charges	Incentive	Interest As per CERC order	Interest Others	Other Charges	Total Charges	Units Purchased	Fixed Charges	Variable Charges	Incentive	Interest As per CERC order	Interest Others	Other Charges		Total Charges
		(MU)	(Rs. In Crores)							(MU)	(Rs. In Crores)							
IV	SJVNL	-	0.17	-	-	-	-	(0.26)	(0.09)	12.94	2.05	1.57	-	-	-	(0.26)	3.36	2.60
V	THDC	-	-	-	-	-	-	-	-	-	-	-	-	-	-	-	-	-
1	Tehri	-	-	-	-	-	-	-	-	-	-	-	-	-	-	-	-	-
2	KOTESHWAR	-	-	-	-	-	-	-	-	-	-	-	-	-	-	-	-	-
	THDC Total	-	-	-	-	-	-	-	-	-	-	-	-	-	-	-	0.11	2.16
VI	Tala HEP	-	-	-	-	-	-	-	-	0.51	-	0.11	-	-	-	-	-	-
VII	DVC	-	-	-	-	-	-	-	-	-	-	-	-	-	-	-	-	-
1	Existing Units	-	-	-	-	-	-	-	-	15.62	2.01	4.68	-	-	-	-	6.69	4.28
2	Mejia Units 6#	-	-	-	-	-	-	-	-	46.73	6.74	9.40	-	-	-	-	16.14	3.45
3	CTPS 7 & 8	-	-	-	-	-	-	-	-	63.45	9.44	17.65	-	-	-	-	27.08	4.27
4	MTPS #7	-	-	-	-	-	-	-	-	125.80	18.18	31.73	-	-	-	-	49.91	3.97
	DVC Total	-	-	-	-	-	-	-	-	-	-	-	-	-	-	-	-	-
VIII	Power stations in Delhi	-	-	-	-	-	-	-	-	-	-	-	-	-	-	-	-	-
1	IP Station	-	-	-	-	-	-	-	-	(0.13)	-	(0.05)	-	-	-	-	(0.05)	3.78
2	Raighat	-	-	-	-	-	-	-	-	1.64	0.93	0.68	-	-	-	-	1.62	9.88
3	GAS TURBINE	-	-	(0.01)	-	-	-	-	(0.01)	15.99	2.23	6.08	-	-	-	-	8.31	5.20
4	Pragati-I	-	0.00	(0.01)	-	-	-	-	(0.01)	50.72	14.05	17.96	-	-	-	-	32.00	6.31
5	Bawana	-	-	(0.02)	-	-	-	-	(0.02)	68.22	17.21	24.68	-	-	-	-	41.89	6.14
	Power stations in Delhi Total	-	0.00	(0.04)	-	-	-	-	(0.04)	-	-	-	-	-	-	-	0.22	41.70
IX	ARAVALI	-	(0.17)	(0.41)	-	-	-	0.00	(0.57)	1.45	5.73	0.10	-	-	-	0.22	6.05	41.70
X	SASAN	-	-	-	1.45	-	-	0.35	1.81	156.72	2.24	18.02	1.45	-	-	1.78	23.49	1.50
XI	SECI (Solar)	-	-	-	-	-	-	-	-	4.02	-	2.21	-	-	-	0.01	2.22	5.51
XII	EDWPCPL	-	-	-	-	-	-	-	-	2.21	-	0.71	-	-	-	-	0.71	3.22
XIII	Delhi MSW Solutions Ltd	-	-	-	-	-	-	-	-	2.40	-	1.69	-	-	-	-	1.69	7.03
	GRAND TOTAL without Regulated Credit	(0.01)	(0.18)	(2.17)	1.45	0.11	-	1.94	1.15	673.32	86.35	149.06	1.55	0.11	-	3.69	240.75	3.58
	Regulation Credit From NHPC	-	-	-	-	-	-	-	-	-	-	-	-	-	-	-	-	-
	Regulation Credit From SJVNL	-	-	-	-	-	-	-	-	-	-	-	-	-	-	-	-	-
	Regulation Credit From DVC	-	-	-	-	-	-	-	-	-	-	-	-	-	-	-	-	-
	Regulation Credit From ARAVALI	-	-	-	-	-	-	-	-	-	-	-	-	-	-	-	-	-
	GRAND TOTAL with Regulated Credit	(0.01)	(0.18)	(2.17)	1.45	0.11	-	1.94	1.15	673.32	86.35	149.06	1.55	0.11	-	3.69	240.75	3.58

The Grand total matched with the arithmetic total arrive at without rounding off, however due to rounding off the arithmetic total of figures stated in million units, Rs. in crores may show a slight variance.
Transmission Charges has been shown separately as Annexure-2



BSES Yamuna Power Limited
Plant-wise details of units purchased and component-wise power purchase cost for May'19

Annexure 1.2

Sl. No.	Name of the Station	Bills pertaining to Current Month							Bills pertaining to previous months of current F. Y. received during the month									
		Units Purchased	Fixed Charges	Variable Charges	Incentive	Interest As per CERC order	Interest Others	Other Charges	Total Charges	Units Purchased	Fixed Charges	Variable Charges	Incentive	Interest As per CERC order	Interest Others	Other Charges	Total Charges	
		(MU)	(Rs. In Crores)							(MU)	(Rs. In Crores)							
I	NTPC																	
1	ANTA GAS	0.97	0.49	0.33	-	-	-	0.82	(0.08)	-	(0.03)	-	-	-	-	0.02	(0.00)	
2	AURAIYA GAS	0.13	0.71	0.06	-	-	-	0.77	-	-	-	-	-	-	-	-	-	
3	BTPS	-	-	-	-	-	-	-	(1.31)	-	(0.47)	-	-	-	0.15	(0.32)	-	
4	DADRI GAS	2.17	0.81	0.76	-	-	-	1.57	-	(0.00)	0.00	-	-	-	0.01	0.02	-	
5	UNCHAHAAR-I	2.60	0.38	0.83	-	-	-	1.21	(0.33)	0.00	(0.10)	-	-	-	0.02	(0.08)	-	
6	UNCHAHAAR-II	5.42	0.68	1.75	-	-	-	2.43	(0.22)	(0.00)	(0.06)	-	-	-	0.01	(0.05)	-	
7	UNCHAHAAR-III	3.43	0.57	1.09	-	-	-	1.66	-	-	-	-	-	-	0.05	0.05	-	
8	FARAKKA	2.46	0.27	0.61	-	-	(0.05)	0.83	-	-	0.00	-	-	-	-	0.00	-	
9	KAHALGAON-I	6.59	0.78	1.48	-	-	-	2.26	(1.68)	-	(0.66)	-	-	-	0.23	(0.42)	-	
10	NCPP(dadri 1)	18.33	3.46	7.06	-	-	-	10.51	-	-	-	-	-	-	-	-	-	
11	RIHAND-I	-	-	-	-	-	-	-	(0.31)	(0.00)	(0.04)	-	-	-	-	(0.04)	-	
12	RIHAND-II	20.76	1.33	2.68	0.10	-	-	4.11	(1.01)	(0.00)	(0.14)	-	-	-	-	(0.14)	-	
13	SINGRAULI	37.83	2.82	5.45	-	-	-	8.28	-	0.01	-	-	-	-	-	0.01	-	
14	KAHALGAON-II	15.63	2.05	3.33	-	-	-	5.38	-	-	-	-	-	-	-	-	-	
15	TALCHER	-	-	-	-	-	-	-	(7.01)	0.00	(2.55)	-	-	-	0.57	(1.97)	-	
16	NCPP-II	75.44	14.90	27.42	-	-	-	42.33	-	0.00	-	-	-	-	-	0.00	-	
17	RIHAND-III	32.04	4.58	4.08	(0.02)	-	-	8.64	-	-	-	-	-	-	-	-	-	
18	KOLDAM HPS-I	-	-	-	-	-	-	-	(11.94)	0.01	(4.04)	-	-	-	1.08	(2.95)	-	
	NTPC Total	223.79	33.83	56.92	0.08	-	-	90.79	(11.94)	0.01	(4.04)	-	-	-	1.08	(2.95)	-	
II	NHPC																	
1	BAIRA SIUL	-	-	-	-	-	0.00	0.00	-	-	-	-	-	-	-	-	-	-
2	SALAL	13.41	0.77	0.83	-	-	0.00	1.60	-	-	-	-	-	-	-	-	-	-
3	CHAMERA-I	6.02	0.37	0.69	-	-	0.00	1.06	-	-	-	-	-	-	-	-	-	-
4	TANAKPUR	1.42	0.26	0.23	-	-	0.00	0.50	-	-	-	-	-	-	-	-	-	-
5	URI	9.99	0.70	0.82	-	-	0.00	1.52	-	-	-	-	-	-	-	-	-	-
6	DHAULIGANGA	4.50	0.52	0.55	-	-	0.00	1.07	-	-	-	-	-	-	-	-	-	-
7	CHAMERA-II	6.74	0.48	0.68	-	-	0.00	1.16	-	-	-	-	-	-	-	-	-	-
8	DULHASTI	6.38	1.10	1.75	-	-	0.00	2.86	-	-	-	-	-	-	-	-	-	-
9	SEWA 2	2.96	0.40	0.64	-	-	0.00	1.04	-	-	-	-	-	-	-	-	-	-
10	CHAMERA-III	4.16	0.75	0.88	-	-	0.00	1.63	-	-	-	-	-	-	-	-	-	-
11	URI- II	5.81	1.12	1.38	-	-	0.00	2.50	-	-	-	-	-	-	-	-	-	-
12	Parbati-III	1.58	0.82	0.24	-	-	0.00	1.06	-	-	-	-	-	-	-	-	-	-
	NHPC Total	62.97	7.30	8.69	-	-	0.00	16.00	-	-	-	-	-	-	-	-	-	-
III	NPC																	
1	NAPP	-	-	-	-	-	-	-	-	-	-	-	-	-	-	-	-	-
2	RAPP 5&6	9.99	-	3.92	-	-	0.13	4.05	-	-	-	-	-	-	-	-	-	-
	NPC Total	9.99	-	3.92	-	-	0.13	4.05	-	-	-	-	-	-	-	-	-	-




BSES Yamuna Power Limited
Plant-wise details of units purchased and component-wise power purchase cost for May'19

Annexure 1.2

Sl. No.	Name of the Station	Bills pertaining to Current Month								Bills pertaining to previous months of current F. Y. received during the month							
		Units Purchased	Fixed Charges	Variable Charges	Incentive	Interest As per CERC order	Interest Others	Other Charges	Total Charges	Units Purchased	Fixed Charges	Variable Charges	Incentive	Interest As per CERC order	Interest Others	Other Charges	Total Charges
		(MU)				(Rs. In Crores)				(MU)				(Rs. In Crores)			
IV	SJVNL	18.42	1.94	2.24	-	-	0.00	4.18	-	0.00	-	-	-	-	(0.00)	(0.00)	
V	THDC																
1	Tehri	-	-	-	-	-	-	-	-	-	-	-	-	-	-	-	
2	KOTESHWAR	-	-	-	-	-	-	-	-	-	-	-	-	-	-	-	
	THDC Total	-	-	-	-	-	-	-	-	-	-	-	-	-	-	-	
VI	Tala HEP	1.47	-	0.32	-	-	-	0.32	-	-	-	-	-	-	-	-	
VII	DVC																
1	Existing Units	-	-	-	-	-	-	7.06	-	-	-	-	-	-	-	-	
2	Mejia Units 6#	14.94	2.01	5.06	-	-	-	16.31	-	-	0.00	-	-	-	-	0.00	
3	CTPS 7 & 8	49.05	6.74	9.57	-	-	-	30.21	-	-	-	-	-	-	-	-	
4	MIPS #7	65.70	9.44	20.77	-	-	-	53.58	-	-	0.00	-	-	-	-	0.00	
	DVC Total	129.69	18.18	35.40	-	-	-	-	-	-	-	-	-	-	-	-	
VIII	Power stations in Delhi																
1	IP Station	-	-	-	-	-	-	(0.05)	-	-	-	-	-	-	-	-	
2	Rajghat	(0.13)	-	(0.05)	-	-	-	2.72	-	-	-	-	-	-	-	-	
3	GAS TURBINE	3.63	0.92	1.80	-	-	-	10.82	-	-	-	-	-	-	-	-	
4	Pragati-I	16.67	2.23	8.59	-	-	-	36.33	-	-	-	-	-	-	-	-	
5	Bawana	54.92	16.19	20.14	-	-	-	49.83	-	-	-	-	-	-	-	-	
	Power stations in Delhi Total	75.09	19.34	30.49	-	-	-	-	-	-	-	-	-	-	-	-	
IX	ARAVALI	2.38	5.40	0.88	-	-	0.74	7.02	(0.88)	(0.00)	(0.31)	-	-	-	(0.00)	(0.31)	
X	SASAN	208.37	2.96	23.96	-	-	2.09	29.02	-	-	-	-	-	-	0.00	0.00	
XI	SECI (Solar)	4.09	-	2.25	-	-	-	2.25	-	-	-	-	-	-	-	-	
XII	EDWPCPL	1.20	-	0.39	-	-	-	0.39	-	-	-	-	-	-	-	-	
XIII	Delhi MSW Solutions Ltd	2.30	-	1.61	-	-	-	1.61	-	-	-	-	-	-	-	-	
	GRAND TOTAL without Regulated Credit	739.76	88.97	167.07	0.08	-	-	259.04	(12.82)	0.01	(4.34)	-	-	-	1.08	(3.26)	
	Regulation Credit From NHPC																
	Regulation Credit From SJVNL																
	Regulation Credit From DVC																
	Regulation Credit From ARAVALI																
	GRAND TOTAL with Regulated Credit	739.76	88.97	167.07	0.08	-	-	259.04	(12.82)	0.01	(4.34)	-	-	-	1.08	(3.26)	

The Grand total matched with the arithmetic total arrive at without rounding off, however due to rounding off the arithmetic total of figures stated in million units, Rs. in crores may show a slight variance.
Transmission Charges has been shown separately as Annexure-2



BSES Yamuna Power Limited
Plant-wise details of units purchased and component-wise power purchase cost for May'19

Annexure 1.2

Sl. No.	Name of the Station	Bills pertaining to previous F.Y. received during the month								Total								Per Unit Total Charges Billed (Rs./unit)
		Units Purchased	Fixed Charges	Variable Charges	Incentive	Interest As per CERC order	Interest Others	Other Charges	Total Charges	Units Purchased	Fixed Charges	Variable Charges	Incentive	Interest As per CERC order	Interest Others	Other Charges	Total Charges	
		(MU)	(Rs. In Crores)							(MU)	(Rs. In Crores)							
I	NTPC	-	(0.19)	-	-	-	-	0.13	(0.06)	0.89	0.29	0.31	-	-	-	0.16	0.75	8.48
1	ANTA GAS	-	(0.21)	-	-	-	-	0.00	(0.21)	0.13	0.50	0.06	-	-	-	0.00	0.57	42.65
2	AURAIYA GAS	-	-	-	-	-	-	-	-	-	-	-	-	-	-	-	-	-
3	BTPS	-	-	-	-	-	-	-	-	-	-	-	-	-	-	-	-	-
4	DADRI GAS	-	(0.28)	-	-	-	-	0.00	(0.27)	0.87	0.54	0.29	-	-	-	0.15	0.98	11.24
5	UNCHAHAHAR-I	-	(0.01)	(0.03)	-	-	-	0.02	(0.02)	2.60	0.37	0.81	-	-	-	0.03	1.21	4.64
6	UNCHAHAHAR-II	-	(0.01)	(0.06)	-	-	-	0.14	0.07	5.08	0.68	1.59	-	-	-	0.16	2.43	4.77
7	UNCHAHAHAR-III	-	(0.01)	(0.04)	-	-	-	0.00	(0.04)	3.21	0.56	0.99	-	-	-	0.01	1.57	4.89
8	FARAKKA	-	(0.07)	-	-	-	-	0.03	(0.04)	2.46	0.21	0.61	-	-	-	0.03	0.84	3.41
9	KAHALGAON-I	-	(0.16)	0.08	-	-	-	0.04	(0.04)	6.59	0.62	1.56	-	-	-	0.04	2.22	3.37
10	NCPP(dadri 1)	-	(0.17)	(0.24)	-	-	-	0.11	(0.30)	16.65	3.29	6.15	-	-	-	0.34	9.79	5.88
11	RIHAND-I	-	-	-	-	-	-	-	-	-	-	-	-	-	-	-	-	-
12	RIHAND-II	-	(0.01)	-	-	-	-	0.00	(0.00)	20.45	1.33	2.64	0.10	-	-	0.00	4.07	1.99
13	SINGRAULJ	-	(0.00)	(0.03)	-	-	-	0.00	(0.03)	36.82	2.82	5.28	-	-	-	0.00	8.11	2.20
14	KAHALGAON-II	-	(0.34)	0.18	-	-	-	0.01	(0.15)	15.63	1.72	3.51	-	-	-	0.01	5.24	3.35
15	TALCHER	-	-	-	-	-	-	-	-	-	-	-	-	-	-	-	-	-
16	NCPP-II	-	(0.30)	(0.56)	-	-	-	0.01	(0.85)	68.43	14.60	24.31	-	-	-	0.58	39.50	5.77
17	RIHAND-III	-	(0.04)	-	-	-	-	0.47	0.44	32.04	4.54	4.08	(0.02)	-	-	0.47	9.08	2.83
18	KOLDAM HPS-I	-	-	-	-	-	-	-	-	-	-	-	-	-	-	-	-	-
	NTPC Total	-	(1.77)	(0.70)	-	-	-	0.96	(1.51)	211.85	32.08	52.19	0.08	-	-	1.99	86.34	4.08
II	NHPC	-	-	-	-	-	-	-	-	-	-	-	-	-	-	0.00	0.00	-
1	BAIRA SIUL	-	-	-	-	-	-	-	-	13.41	0.77	0.83	-	-	-	0.00	1.60	1.19
2	SALAL	-	-	-	-	-	-	-	-	6.02	0.37	0.69	-	-	-	0.00	1.06	1.75
3	CHAMERA-I	-	-	-	-	-	-	-	-	1.42	0.26	0.23	-	-	-	0.00	0.50	3.51
4	TANAKPUR	-	-	-	-	-	-	-	-	9.99	0.70	0.82	-	-	-	0.00	1.52	1.52
5	URI	-	-	-	-	-	-	-	-	4.50	0.52	0.55	-	-	-	0.00	1.07	2.38
6	DHAULIGANGA	-	-	-	-	-	-	-	-	6.74	0.48	0.68	-	-	-	0.00	1.16	1.72
7	CHAMERA-II	-	-	-	-	-	-	-	-	6.38	1.10	1.75	-	-	-	0.00	2.86	4.48
8	DULHASTI	-	-	-	-	-	-	-	-	2.96	0.40	0.64	-	-	-	0.00	1.04	3.52
9	SEWA 2	-	-	-	-	-	-	-	-	4.16	0.75	0.88	-	-	-	0.00	1.63	3.92
10	CHAMERA-III	-	-	-	-	-	-	-	-	5.81	1.12	1.38	-	-	-	0.00	2.50	4.31
11	URI- II	-	-	-	-	-	-	-	-	1.58	0.82	0.24	-	-	-	0.00	1.06	6.71
12	Parbati-III	-	-	-	-	-	-	-	-	62.97	7.30	8.69	-	-	-	0.00	16.00	2.54
	NHPC Total	-	-	-	-	-	-	-	-	-	-	-	-	-	-	-	-	-
III	NPC	-	-	-	-	-	-	-	-	-	-	-	-	-	-	-	-	-
1	NAPP	-	-	-	-	-	-	-	-	-	-	-	-	-	-	-	-	-
2	RAPP 5&6	-	-	-	-	-	-	-	-	9.99	-	3.92	-	-	-	0.13	4.05	4.05
	NPC Total	-	-	-	-	-	-	-	-	9.99	-	3.92	-	-	-	0.13	4.05	4.05



BSES Yamuna Power Limited
Plant-wise details of units purchased and component-wise power purchase cost for May'19

Annexure 1.2

Sl. No.	Name of the Station	Bills pertaining to previous F.Y. received during the month								Total								Per Unit Total Charges Billed (Rs./unit)
		Units Purchased	Fixed Charges	Variable Charges	Incentive	Interest As per CERC order	Interest Others	Other Charges	Total Charges	Units Purchased	Fixed Charges	Variable Charges	Incentive	Interest As per CERC order	Interest Others	Other Charges	Total Charges	
		(MU)	(Rs. In Crores)							(MU)	(Rs. In Crores)							
IV	SJVNL	-	-	-	-	0.01	-	-	0.01	18.42	1.94	2.24	-	0.01	-	0.00	4.19	2.27
V	THDC	-	-	-	-	-	-	-	-	-	-	-	-	-	-	-	-	-
1	Tehri	-	-	-	-	-	-	-	-	-	-	-	-	-	-	-	-	-
2	KOTESHWAR	-	0.02	0.02	-	0.03	-	-	0.07	-	0.02	0.02	-	0.03	-	-	0.07	-
	THDC Total	-	0.02	0.02	-	0.03	-	-	0.07	-	0.02	0.02	-	0.03	-	-	0.07	-
VI	Tala HEP	-	-	-	-	-	-	-	-	1.47	-	0.32	-	-	-	-	0.32	2.16
VII	DVC	-	-	-	-	-	-	-	-	-	-	-	-	-	-	-	-	-
1	Existing Units	-	-	-	-	-	-	-	-	-	-	-	-	-	-	-	7.77	5.20
2	Mejla Units 6#	-	-	0.71	-	-	-	-	0.71	14.94	2.01	5.77	-	-	-	-	16.45	3.35
3	CTPS 7 & 8	-	-	0.14	-	-	-	-	0.14	49.05	6.74	9.71	-	-	-	-	33.37	5.08
4	MTPS #7	-	-	3.16	-	-	-	-	3.16	65.70	9.44	23.94	-	-	-	-	57.59	4.44
	DVC Total	-	-	4.01	-	-	-	-	4.01	129.69	18.18	39.41	-	-	-	-	-	-
VIII	Power stations in Delhi	-	-	-	-	-	-	-	-	-	-	-	-	-	-	-	-	-
1	IP Station	-	-	-	-	-	-	-	-	(0.13)	-	(0.05)	-	-	-	-	(0.05)	3.78
2	Rajghat	-	-	-	-	-	-	-	-	3.63	0.92	1.80	-	-	-	-	2.72	7.50
3	GAS TURBINE	-	-	-	-	-	-	-	-	16.67	2.23	8.59	-	-	-	-	10.82	6.49
4	Pragati-I	-	-	-	-	-	-	-	-	54.92	16.19	20.14	-	-	-	-	36.33	6.62
5	Bawana	-	-	-	-	-	-	-	-	75.09	19.34	30.49	-	-	-	-	49.83	6.64
	Power stations in Delhi Total	-	-	-	-	-	-	-	-	-	-	-	-	-	-	-	0.72	6.72
IX	ARAVALI	-	(0.16)	0.19	-	-	-	(0.02)	0.00	1.50	5.24	0.76	-	-	-	0.72	6.72	44.84
X	SASAN	-	-	-	-	-	-	0.13	0.13	208.37	2.96	23.96	-	-	-	2.22	29.14	1.40
XI	SECI (Solar)	-	-	-	-	-	-	-	-	4.09	-	2.25	-	-	-	-	2.25	5.50
XII	EDWPCPL	-	-	-	-	-	-	-	-	1.20	-	0.39	-	-	-	-	0.39	3.28
XIII	Delhi MSW Solutions Ltd	-	-	-	-	-	-	-	-	2.30	-	1.61	-	-	-	-	1.61	7.03
	GRAND TOTAL without Regulated Credit	-	(1.91)	3.52	-	0.04	-	1.07	2.72	726.94	87.07	166.25	0.08	0.04	-	5.07	258.51	3.56
	Regulation Credit From NHPC	-	-	-	-	-	-	-	-	-	-	-	-	-	-	-	-	-
	Regulation Credit From SJVNL	-	-	-	-	-	-	-	-	-	-	-	-	-	-	-	-	-
	Regulation Credit From DVC	-	-	-	-	-	-	-	-	-	-	-	-	-	-	-	-	-
	Regulation Credit From ARAVALI	-	-	-	-	-	-	-	-	-	-	-	-	-	-	-	-	-
	GRAND TOTAL with Regulated Credit	-	(1.91)	3.52	-	0.04	-	1.07	2.72	726.94	87.07	166.25	0.08	0.04	-	5.07	258.51	3.56

The Grand total matched with the arithmetic total arrive at without rounding off, however due to rounding off the arithmetic total of figures stated in million units, Rs. in crores may show a slight variance.
Transmission Charges has been shown separately as Annexure-2



BSES Yamuna Power Limited
Plant-wise details of units purchased and component-wise power purchase cost for June'19

Annexure 1.3

Sl. No.	Name of the Station	Bills pertaining to Current Month								Bills pertaining to previous months of current F. Y. received during the month							
		Units Purchased	Fixed Charges	Variable Charges	Incentive	Interest As per CERC order	Interest Others	Other Charges	Total Charges	Units Purchased	Fixed Charges	Variable Charges	Incentive	Interest As per CERC order	Interest Others	Other Charges	Total Charges
		(MU)	(Rs. In Crores)							(MU)	(Rs. In Crores)						
I	NTPC																
1	ANTA GAS	0.10	0.49	0.05	-	-	-	0.04	0.57	-	-	-	-	-	-	0.00	0.00
2	AURAIYA GAS	0.27	0.71	0.09	-	-	-	0.01	0.82	-	-	-	-	-	-	0.00	0.00
3	BTPS	-	-	-	-	-	-	-	-	-	-	-	-	-	-	-	-
4	DADRI GAS	1.53	0.81	0.54	-	-	-	0.42	1.77	-	-	-	-	-	-	0.00	0.00
5	UNCHAHAHAR-I	3.01	0.38	0.99	-	-	-	0.02	1.40	(0.15)	-	(0.04)	-	-	-	0.00	(0.04)
6	UNCHAHAHAR-II	3.80	0.68	1.27	-	-	-	0.05	2.00	-	-	0.02	-	-	-	0.00	0.02
7	UNCHAHAHAR-III	3.31	0.57	1.09	-	-	-	0.03	1.69	-	-	0.01	-	-	-	0.00	0.01
8	FARAKKA	2.54	0.27	0.55	-	-	-	-	0.82	(0.39)	(0.00)	(0.10)	-	-	-	0.00	(0.10)
9	KAHALGAON-I	6.98	0.78	1.65	-	-	-	-	2.42	(0.09)	-	(0.02)	-	-	-	0.00	(0.02)
10	NCPP(dadri 1)	21.68	3.46	8.69	-	-	-	0.31	12.45	-	-	(0.15)	-	-	-	0.00	(0.14)
11	RIHAND-I	-	-	-	-	-	-	-	-	-	-	-	-	-	-	-	-
12	RIHAND-II	15.90	1.33	2.29	-	-	-	(0.12)	3.50	-	-	-	-	-	-	0.00	0.00
13	SINGRAULI	39.72	2.82	5.81	-	-	-	-	8.64	-	-	-	-	-	-	0.01	0.01
14	KAHALGAON-II	20.64	2.68	4.61	-	-	-	-	7.29	(0.68)	-	(0.14)	-	-	-	0.00	(0.14)
15	TALCHER	-	-	-	-	-	-	-	-	-	-	-	-	-	-	-	-
16	NCPP-II	81.51	14.90	30.54	-	-	-	0.74	46.18	-	-	(0.65)	-	-	-	0.01	(0.64)
17	RIHAND-III	35.28	4.58	5.01	-	-	-	0.20	9.79	-	-	-	-	-	-	0.00	0.00
18	KOLDAM HPS-I	-	-	-	-	-	-	-	-	-	-	-	-	-	-	-	-
	NTPC Total	236.26	34.46	63.18	-	-	-	1.70	99.34	(1.30)	(0.00)	(1.07)	-	-	-	0.04	(1.03)
II	NHPC																
1	BAIRA SIUL	-	-	-	-	-	-	0.30	0.30	-	-	-	-	-	-	0.60	0.60
2	SALAL	14.75	0.76	0.91	-	-	-	0.00	1.67	-	-	0.00	-	-	-	-	-
3	CHAMERA-I	6.77	0.35	0.77	-	-	-	0.00	1.13	-	-	-	-	-	-	-	-
4	TANAKPUR	1.75	0.29	0.29	-	-	-	0.00	0.58	-	0.00	0.00	-	-	-	-	0.00
5	URI	9.63	0.67	0.79	-	-	-	0.00	1.47	-	-	-	-	-	-	-	-
6	DHAULIGANGA	6.19	0.51	0.75	-	-	-	0.00	1.26	-	(0.00)	-	-	-	-	-	(0.00)
7	CHAMERA-II	7.03	0.46	0.71	-	-	-	0.00	1.17	-	-	-	-	-	-	-	-
8	DULHASTI	6.64	1.18	1.83	-	-	-	0.00	3.00	-	(0.00)	(0.00)	-	-	-	-	(0.00)
9	SEWA 2	1.79	0.39	0.39	-	-	-	0.00	0.78	-	-	-	-	-	-	-	-
10	CHAMERA-III	5.18	0.71	1.10	-	-	-	0.00	1.81	-	0.00	0.00	-	-	-	-	0.00
11	URI- II	5.47	1.08	1.30	-	-	-	0.00	2.38	-	0.00	(0.00)	-	-	-	-	(0.00)
12	Parbati-III	2.66	0.79	0.41	-	-	-	0.00	1.20	-	0.00	0.00	-	-	-	-	0.00
	NHPC Total	67.85	7.19	9.24	-	-	-	0.30	16.73	-	0.00	(0.00)	-	-	-	0.60	0.60
III	NPC																
1	NAPP	-	-	-	-	-	-	-	-	-	-	-	-	-	-	-	-
2	RAPP 5&6	9.53	-	3.74	-	-	-	0.12	3.86	-	-	-	-	-	-	-	-
	NPC Total	9.53	-	3.74	-	-	-	0.12	3.86	-	-	-	-	-	-	-	-



BSES Yamuna Power Limited
Plant-wise details of units purchased and component-wise power purchase cost for June'19

Annexure 1.3

Sl. No.	Name of the Station	Bills pertaining to Current Month							Bills pertaining to previous months of current F. Y. received during the month								
		Units Purchased	Fixed Charges	Variable Charges	Incentive	Interest As per CERC order	Interest Others	Other Charges	Total Charges	Units Purchased	Fixed Charges	Variable Charges	Incentive	Interest As per CERC order	Interest Others	Other Charges	Total Charges
		(MU)	(Rs. In Crores)							(MU)	(Rs. In Crores)						
IV	SJVNL	27.42	1.87	3.33	-	-	0.00	5.20	-	0.00	-	-	-	-	(0.00)	(0.00)	
V	THDC																
1	Tehri	-	-	-	-	-	-	-	-	-	-	-	-	-	-	-	
2	KOTESHWAR	-	-	-	-	-	-	-	-	-	-	-	-	-	-	-	
	THDC Total	-	-	-	-	-	-	-	-	-	-	-	-	-	-	-	
VI	Tala HEP	1.48	-	0.32	-	-	-	0.32	-	-	-	-	-	-	-	-	
VII	DVC																
1	Existing Units	-	-	-	-	-	-	-	-	-	-	-	-	-	-	-	
2	Meja Units 6#	15.18	2.01	4.38	-	-	-	6.39	-	-	-	-	-	-	-	-	
3	CTPS 7 & 8	45.82	6.74	9.32	-	-	-	16.06	-	-	-	-	-	-	-	-	
4	MTPS #7	58.21	9.44	16.03	-	-	-	25.47	-	-	-	-	-	-	-	-	
	DVC Total	119.21	18.18	29.73	-	-	-	47.92	-	-	-	-	-	-	-	-	
VIII	Power stations in Delhi																
1	IP Station	-	-	-	-	-	-	-	-	-	-	-	-	-	-	-	
2	Rajghat	(0.13)	-	(0.05)	-	-	-	(0.05)	-	-	-	-	-	-	-	-	
3	GAS TURBINE	4.95	0.97	3.04	-	-	-	4.01	(0.00)	-	(0.00)	-	-	-	-	(0.00)	
4	Pragati-I	30.61	2.23	20.08	-	-	-	22.31	-	-	-	-	-	-	-	-	
5	Bawana	62.30	17.04	23.87	-	-	-	40.91	-	-	-	-	-	-	-	-	
	Power stations in Delhi Total	97.73	20.24	46.94	-	-	-	67.18	(0.00)	-	(0.00)	-	-	-	-	(0.00)	
IX	ARAVALI	14.88	7.59	5.56	-	-	0.47	13.62	-	0.00	0.01	-	-	-	0.01	0.02	
X	SASAN	190.84	2.87	21.94	-	-	1.96	26.77	-	-	-	-	-	-	-	-	
XI	SECI (Solar)	3.85	-	2.12	-	-	-	2.12	-	-	-	-	-	-	0.01	0.01	
XII	EDWPCPL	0.92	-	0.30	-	-	-	0.30	-	-	-	-	-	-	-	-	
XIII	Delhi MSW Solutions Ltd	2.64	-	1.85	-	-	-	1.85	-	-	-	-	-	-	-	-	
	GRAND TOTAL without Regulated Credit	772.60	92.41	188.26	-	-	-	4.56	285.23	(1.30)	0.00	(1.05)	-	-	-	0.65	(0.41)
	Regulation Credit From NHPC																
	Regulation Credit From SJVNL																
	Regulation Credit From DVC																
	Regulation Credit From ARAVALI																
	GRAND TOTAL with Regulated Credit	772.60	92.41	188.26	-	-	-	4.56	285.23	(1.30)	0.00	(1.05)	-	-	-	0.65	(0.41)

The Grand total matched with the arithmetic total arrive at without rounding off, however due to rounding off the arithmetic total of figures stated in million units, Rs. in crores may show a slight variance.
Transmission Charges has been shown separately as Annexure-2



BSES Yamuna Power Limited
Plant-wise details of units purchased and component-wise power purchase cost for June'19

Annexure 13

Sl. No.	Name of the Station	Bills pertaining to previous F.Y. received during the month								Total								Per Unit Total Charges Billed
		Units Purchased	Fixed Charges	Variable Charges	Incentive	Interest As per CERC order	Interest Others	Other Charges	Total Charges	Units Purchased	Fixed Charges	Variable Charges	Incentive	Interest As per CERC order	Interest Others	Other Charges	Total Charges	
		(MU)				(Rs. In Crores)				(MU)				(Rs. in Crores)				
I	NTPC	-	-	-	-	-	-	-	-	0.10	0.49	0.05	-	-	-	0.04	0.57	58.07
1	ANTA GAS	-	-	-	-	-	-	-	-	0.27	0.71	0.09	-	-	0.01	0.82	30.66	
2	AURAIYA GAS	-	-	-	-	-	-	-	-	-	2.01	-	-	0.71	-	-	2.72	-
3	BTPS	-	2.01	-	-	0.71	-	-	-	1.53	0.81	0.54	-	-	-	0.43	1.77	11.60
4	DADRI GAS	-	-	-	-	-	-	-	-	2.86	0.38	0.96	-	-	0.02	1.36	4.74	
5	UNCHAHAH-I	-	-	-	-	-	-	-	-	3.80	0.68	1.29	-	-	0.05	2.02	5.31	
6	UNCHAHAH-II	-	-	-	-	-	-	-	-	3.31	0.57	1.10	-	-	0.03	1.70	5.14	
7	UNCHAHAH-III	-	-	-	-	-	-	-	-	2.15	0.26	0.45	-	-	0.00	0.71	3.29	
8	FARAKKA	-	(0.01)	-	-	-	-	-	(0.01)	6.89	0.74	1.63	-	-	0.00	2.37	3.43	
9	KAHALGAON-I	-	(0.04)	-	-	-	-	-	(0.04)	21.68	3.46	8.54	-	-	0.31	12.31	5.68	
10	NCPP(dadri 1)	-	-	-	-	-	-	-	-	-	-	-	-	-	-	-	-	
11	RIHAND-I	-	-	-	-	-	-	-	-	15.90	1.33	2.29	-	-	(0.11)	3.51	2.21	
12	RIHAND-II	-	-	-	-	-	-	-	-	39.72	2.82	5.81	-	-	0.01	8.64	2.18	
13	SINGRAULI	-	-	-	-	-	-	-	-	19.96	2.61	4.47	-	-	0.00	7.08	3.55	
14	KAHALGAON-II	-	(0.07)	-	-	-	-	-	(0.07)	-	-	-	-	-	-	-	-	
15	TALCHER	-	-	-	-	-	-	-	-	81.51	14.90	29.89	-	-	-	45.54	5.59	
16	NCPP-II	-	-	-	-	-	-	-	-	35.28	4.58	5.01	-	-	0.20	9.79	2.77	
17	RIHAND-III	-	-	-	-	-	-	-	-	-	-	-	-	-	-	-	-	
18	KOLDAM HPS-I	-	-	-	-	-	-	-	-	-	-	-	-	-	-	-	-	
	NTPC Total	-	1.89	-	-	0.71	-	-	2.60	234.96	36.35	62.11	-	0.71	1.75	100.91	4.30	
II	NHPC	-	(0.04)	(0.28)	-	-	-	1.63	1.31	-	(0.04)	(0.28)	-	-	-	2.53	2.21	-
1	BAIRA SIUL	-	0.04	0.03	-	-	-	0.44	0.50	14.75	0.80	0.94	-	-	0.44	2.17	1.47	
2	SALAL	-	0.03	0.03	-	-	-	0.55	0.60	6.77	0.38	0.80	-	-	0.55	1.73	2.56	
3	CHAMERA-I	-	0.01	0.00	-	-	-	0.17	0.18	1.75	0.29	0.29	-	-	0.17	0.75	4.32	
4	TANAKPUR	-	0.07	0.07	-	-	-	1.28	1.42	9.63	0.74	0.86	-	-	1.28	2.88	2.99	
5	URI	-	0.03	0.03	-	-	-	1.51	1.57	6.19	0.54	0.78	-	-	1.51	2.83	4.57	
6	DHAULIGANGA	-	0.04	0.03	-	-	-	0.38	0.46	7.03	0.50	0.74	-	-	0.38	1.62	2.31	
7	CHAMERA-II	-	0.12	0.12	-	-	-	2.80	3.04	6.64	1.30	1.95	-	-	2.80	6.05	9.10	
8	DULHASTI	-	0.04	0.03	-	-	-	0.06	0.06	1.79	0.43	0.42	-	-	0.00	0.84	4.71	
9	SEWA 2	-	0.04	0.04	-	-	-	0.08	0.08	5.18	0.75	1.14	-	-	0.00	1.89	3.64	
10	CHAMERA-III	-	0.07	0.05	-	-	-	0.12	0.12	5.47	1.15	1.34	-	-	0.00	2.50	4.57	
11	URI-II	-	0.03	0.03	-	-	-	0.05	0.05	2.66	0.82	0.44	-	-	0.00	1.25	4.72	
12	Parbati-III	-	0.03	0.03	-	-	-	-	-	-	-	-	-	-	9.66	26.72	3.94	
	NHPC Total	-	0.47	0.16	-	-	-	8.77	9.40	67.85	7.66	9.40	-	-	-	-	-	
III	NPC	-	-	-	-	-	-	0.00	0.00	-	-	-	-	-	-	0.00	0.00	-
1	NAPP	-	-	-	-	-	-	0.76	0.76	9.53	-	3.74	-	-	0.89	4.63	4.86	
2	RAPP 5&6	-	-	-	-	-	-	0.77	0.77	9.53	-	3.74	-	-	0.89	4.63	4.86	
	NPC Total	-	-	-	-	-	-	1.53	1.53	19.06	-	7.48	-	-	1.78	9.26	9.72	



BSES Yamuna Power Limited
Plant-wise details of units purchased and component-wise power purchase cost for June'19

Annexure 1.3

Sl. No.	Name of the Station	Bills pertaining to previous F.Y. received during the month							Total							Per Unit Total Charges Billed (Rs./unit)		
		Units Purchased	Fixed Charges	Variable Charges	Incentive	Interest As per CERC order	Interest Others	Other Charges	Total Charges	Units Purchased	Fixed Charges	Variable Charges	Incentive	Interest As per CERC order	Interest Others		Other Charges	Total Charges
		(MU)	(Rs. In Crores)	(Rs. In Crores)	(Rs. In Crores)	(Rs. In Crores)	(Rs. In Crores)	(Rs. In Crores)	(Rs. In Crores)	(MU)	(Rs. In Crores)	(Rs. In Crores)	(Rs. In Crores)	(Rs. In Crores)	(Rs. In Crores)		(Rs. In Crores)	(Rs. In Crores)
IV	SJVNL	-	0.70	-	-	0.71	-	-	1.41	27.42	2.57	3.33	-	0.71	-	0.00	6.61	2.41
V	THDC	-	-	-	-	-	-	-	-	-	-	-	-	-	-	-	-	-
1	Tehri	-	-	-	-	-	-	-	-	-	-	-	-	-	-	-	-	-
2	KOTESHWAR	-	-	-	-	-	-	-	-	-	-	-	-	-	-	-	-	-
	THDC Total	-	-	-	-	-	-	-	-	1.48	-	0.32	-	-	-	-	0.32	2.16
VI	Tala HEP	-	-	-	-	-	-	-	-	-	-	-	-	-	-	-	-	-
VII	DVC	-	-	-	-	-	-	-	-	-	-	-	-	-	-	-	-	-
1	Existing Units	-	-	-	-	-	-	-	-	15.18	2.01	4.38	-	-	-	-	6.39	4.21
2	Mejia Units 6#	-	-	-	-	-	-	-	-	45.82	6.74	9.32	-	-	-	-	16.06	3.50
3	CTPS 7 & 8	-	-	-	-	-	-	-	-	58.21	9.44	16.03	-	-	-	-	25.47	4.38
4	MTPS #7	-	-	-	-	-	-	-	-	119.21	18.18	29.73	-	-	-	-	47.92	4.02
	DVC Total	-	-	-	-	-	-	-	-	-	-	-	-	-	-	-	-	-
VIII	Power stations in Delhi	-	-	-	-	-	-	-	-	-	-	-	-	-	-	-	(0.13)	3.78
1	IP Station	-	-	-	-	-	-	-	(0.08)	(0.36)	-	(0.13)	-	-	-	-	4.05	9.93
2	Rajghat	(0.22)	-	(0.08)	-	-	-	-	0.03	4.08	0.97	3.08	-	-	-	-	22.76	7.46
3	GAS TURBINE	(0.87)	-	0.03	-	-	-	-	0.44	30.51	2.23	20.53	-	-	-	-	33.23	7.97
4	Pragati-I	(0.10)	-	0.44	-	-	-	-	(7.67)	41.69	17.04	16.20	-	-	-	-	59.90	7.89
5	Bawana	(20.61)	-	(7.67)	-	-	-	-	(7.28)	75.92	20.24	39.66	-	-	-	-	-	-
	Power stations in Delhi Total	(21.80)	-	(7.28)	-	-	-	-	(0.14)	14.88	7.46	5.58	-	-	-	0.47	13.51	9.07
IX	ARAVALI	-	(0.14)	-	-	-	-	-	0.53	190.84	2.87	21.94	-	-	-	2.50	27.31	1.43
X	SASAN	-	-	-	-	-	-	-	-	3.85	-	2.12	-	-	-	0.01	2.12	5.51
XI	SECI (Solar)	-	-	-	-	-	-	-	-	0.92	-	0.30	-	-	-	-	0.30	3.28
XII	EDWPCPL	-	-	-	-	-	-	-	-	2.64	-	1.85	-	-	-	-	1.85	7.03
XIII	Delhi MSW Solutions Ltd	-	-	-	-	-	-	-	-	-	-	-	-	-	-	-	-	-
	GRAND TOTAL without Regulated Credit	(21.80)	2.92	(7.12)	-	1.42	-	10.07	7.29	749.50	95.33	180.09	-	1.42	-	15.28	292.11	3.90
	Regulation Credit From NHPC	-	-	-	-	-	-	-	-	-	-	-	-	-	-	-	-	-
	Regulation Credit From SJVNL	-	-	-	-	-	-	-	-	-	-	-	-	-	-	-	-	-
	Regulation Credit From DVC	-	-	-	-	-	-	-	-	-	-	-	-	-	-	-	-	-
	Regulation Credit From ARAVALI	-	-	-	-	-	-	-	-	-	-	-	-	-	-	-	-	-
	GRAND TOTAL with Regulated Credit	(21.80)	2.92	(7.12)	-	1.42	-	10.07	7.29	749.50	95.33	180.09	-	1.42	-	15.28	292.11	3.90

The Grand total matched with the arithmetic total arrive at without rounding off, however due to rounding off the arithmetic total of figures stated in million units, Rs. in crores may show a slight variance.
Transmission Charges has been shown separately as Annexure-2



BSES Yamuna Power Limited
Plant-wise details of units purchased and component-wise power purchase cost for April'19 to June'19

Annexure 1.4

Sl. No.	Name of the Station	Bills pertaining to Current Quarter							Bills pertaining to previous months of current F. Y. received during the Quarter								
		Units Purchased	Fixed Charges	Variable Charges	Incentive	Interest As per CERC order	Interest Others	Other Charges	Total Charges	Units Purchased	Fixed Charges	Variable Charges	Incentive	Interest As per CERC order	Interest Others	Other Charges	Total Charges
		(MU)	(Rs. In Crores)							(MU)	(Rs. In Crores)						
I	NTPC																
1	ANTA GAS	1.36	1.46	0.48	-	-	-	0.04	1.98	(0.08)	-	(0.03)	-	-	-	0.02	(0.00)
2	AURAIYA GAS	0.40	2.13	0.16	-	-	-	0.01	2.30	-	-	-	-	-	-	0.00	0.00
3	BTPS	-	-	-	-	-	-	-	-	(1.31)	-	(0.47)	-	-	-	0.15	(0.32)
4	DADRI GAS	8.07	2.44	2.79	-	-	-	0.42	5.65	(0.15)	(0.00)	(0.03)	-	-	0.02	(0.02)	
5	UNCHAHAHAR-I	8.42	1.13	2.73	-	-	-	0.02	3.88	(0.33)	0.00	(0.08)	-	-	0.02	(0.06)	
6	UNCHAHAHAR-II	14.69	2.05	4.79	-	-	-	0.05	6.89	(0.22)	(0.00)	(0.05)	-	-	0.01	(0.04)	
7	UNCHAHAHAR-III	10.29	1.70	3.34	-	-	-	0.03	5.07	(0.39)	(0.00)	(0.10)	-	-	0.05	(0.05)	
8	FARAKKA	7.68	0.82	1.84	-	-	-	(0.05)	2.61	(0.09)	(0.00)	(0.02)	-	-	0.00	(0.02)	
9	KAHALGAON-I	20.17	2.34	4.58	-	-	-	-	6.92	(1.68)	-	(0.80)	-	-	0.24	(0.57)	
10	NCPP(dadri 1)	59.12	10.38	23.24	-	-	-	0.31	33.93	-	-	-	-	-	-	-	
11	RIHAND-I	-	-	-	-	-	-	-	-	(0.31)	(0.00)	(0.04)	-	-	0.00	(0.04)	
12	RIHAND-II	56.00	4.00	7.50	0.12	-	-	(0.12)	11.49	(1.01)	(0.00)	(0.14)	-	-	0.01	(0.13)	
13	SINGRAULI	118.44	8.47	16.85	-	-	-	-	25.32	(0.68)	0.01	(0.14)	-	-	0.00	(0.13)	
14	KAHALGAON-II	52.97	6.98	11.43	-	-	-	-	18.42	-	-	-	-	-	-	-	
15	TALCHER	-	-	-	-	-	-	0.74	131.07	(7.01)	0.00	(3.20)	-	-	0.59	(2.61)	
16	NCPP-II	233.07	44.71	85.62	-	-	-	0.20	27.42	-	0.00	-	-	-	0.00	0.00	
17	RIHAND-III	100.96	13.73	13.44	0.06	-	-	-	-	-	-	-	-	-	-	-	
18	KOLDAM HPS-I	-	-	-	-	-	-	1.66	282.96	(13.24)	0.01	(5.10)	-	-	1.12	(3.98)	
	NTPC Total	691.64	102.33	178.79	0.17	-	-	1.66	282.96	(13.24)	0.01	(5.10)	-	-	-	-	
II	NHPC																
1	BAIRA SIUL	-	-	-	-	-	-	0.30	0.30	-	-	-	-	-	0.60	0.60	
2	SALAL	40.70	2.26	2.51	-	-	-	0.00	4.77	-	-	0.00	-	-	-	0.00	
3	CHAMERA-I	19.47	1.08	2.22	-	-	-	0.00	3.30	-	0.00	0.00	-	-	-	0.00	
4	TANAKPUR	4.41	0.76	0.73	-	-	-	0.00	1.49	-	-	-	-	-	-	-	
5	URI	29.25	2.04	2.40	-	-	-	0.00	4.45	-	(0.00)	-	-	-	-	(0.00)	
6	DHAULIGANGA	13.96	1.48	1.70	-	-	-	0.00	3.17	-	-	-	-	-	-	-	
7	CHAMERA-II	19.89	1.41	2.00	-	-	-	0.00	3.41	-	(0.00)	(0.00)	-	-	-	(0.00)	
8	DULHASTI	19.93	3.47	5.48	-	-	-	0.00	8.95	-	-	-	-	-	-	-	
9	SEWA 2	7.81	1.18	1.69	-	-	-	0.00	2.88	-	0.00	0.00	-	-	-	0.00	
10	CHAMERA-III	13.48	2.20	2.86	-	-	-	0.00	5.07	-	0.00	(0.00)	-	-	-	(0.00)	
11	URI- II	16.83	3.29	3.99	-	-	-	0.00	7.28	-	0.00	(0.00)	-	-	-	0.00	
12	Parbati-III	5.51	2.40	0.85	-	-	-	0.00	3.25	-	0.00	0.00	-	-	-	0.00	
	NHPC Total	191.23	21.57	26.43	-	-	-	0.31	48.31	-	0.00	(0.00)	-	-	0.60	0.60	
III	NPC																
1	NAPP	-	-	-	-	-	-	-	-	-	-	-	-	-	-	-	-
2	RAPP 5&6	26.59	-	10.44	-	-	-	0.34	10.78	-	-	-	-	-	0.00	0.00	
	NPC Total	26.59	-	10.44	-	-	-	0.34	10.78	-	-	-	-	-	0.00	0.00	



BSES Yamuna Power Limited
Plant-wise details of units purchased and component-wise power purchase cost for April'19 to June'19

Annexure 1.4

Sl. No.	Name of the Station	Bills pertaining to Current Quarter								Bills pertaining to previous months of current F. Y. received during the Quarter								
		Units Purchased	Fixed Charges	Variable Charges	Incentive	Interest As per CERC order	Interest Others	Other Charges	Total Charges	Units Purchased	Fixed Charges	Variable Charges	Incentive	Interest As per CERC order	Interest Others	Other Charges	Total Charges	
		(MU)	(Rs. In Crores)							(MU)	(Rs. In Crores)						(0.00)	(0.00)
IV	SJVNL	58.77	5.70	7.14	-	-	-	0.00	12.84	-	0.00	-	-	-	-	-	(0.00)	(0.00)
V	THDC	-	-	-	-	-	-	-	-	-	-	-	-	-	-	-	-	-
1	Tehri	-	-	-	-	-	-	-	-	-	-	-	-	-	-	-	-	-
2	KOTESHWAR	-	-	-	-	-	-	-	-	-	-	-	-	-	-	-	-	-
	THDC Total	-	-	-	-	-	-	-	-	-	-	-	-	-	-	-	-	-
VI	Tala HEP	3.46	-	0.75	-	-	-	-	0.75	-	-	-	-	-	-	-	-	-
VII	DVC	-	-	-	-	-	-	-	-	-	-	-	-	-	-	-	-	-
1	Existing Units	-	-	-	-	-	-	-	-	-	-	-	-	-	-	-	-	-
2	Mejia Units 6#	45.74	6.02	14.13	-	-	-	-	20.14	-	-	-	-	-	-	-	-	0.00
3	CTPS 7 & 8	141.60	20.22	28.29	-	-	-	-	48.50	-	-	0.00	-	-	-	-	-	-
4	MITPS #7	187.36	28.31	54.45	-	-	-	-	82.77	-	-	-	-	-	-	-	-	-
	DVC Total	374.70	54.55	96.86	-	-	-	-	151.41	-	-	0.00	-	-	-	-	-	0.00
VIII	Power stations in Delhi	-	-	-	-	-	-	-	-	-	-	-	-	-	-	-	-	-
1	IP Station	-	-	-	-	-	-	-	(0.15)	-	-	-	-	-	-	-	-	-
2	Rajghat	(0.39)	-	(0.15)	-	-	-	-	8.36	-	-	-	-	-	-	-	-	-
3	GAS TURBINE	10.21	2.83	5.54	-	-	-	-	41.46	(0.00)	0.00	(0.00)	-	-	-	-	-	(0.00)
4	Pragati-I	63.28	6.69	34.77	-	-	-	-	109.26	-	-	(0.00)	-	-	-	-	-	(0.00)
5	Bawana	167.93	47.27	61.99	-	-	-	-	158.94	(0.00)	0.00	(0.00)	-	-	-	-	-	(0.00)
	Power stations in Delhi Total	241.03	56.79	102.15	-	-	-	-	158.94	(0.00)	0.00	(0.00)	-	-	-	-	-	(0.00)
IX	ARAVALI	18.71	18.90	6.95	-	-	-	1.43	27.27	(0.88)	0.00	(0.29)	-	-	-	0.01	(0.29)	-
X	SASAN	555.93	8.07	63.92	-	-	-	5.49	77.47	-	-	-	-	-	-	0.00	0.00	-
XI	SECI (Solar)	11.96	-	6.58	-	-	-	0.00	6.58	-	-	-	-	-	-	0.01	0.01	-
XII	EDWPCPL	4.33	-	1.41	-	-	-	-	1.41	-	-	-	-	-	-	-	-	-
XIII	Delhi MSW Solutions Ltd	7.33	-	5.15	-	-	-	-	5.15	-	-	-	-	-	-	-	-	-
	GRAND TOTAL without Regulated Credit	2,185.69	267.90	506.56	0.17	-	-	9.23	783.87	(14.12)	0.01	(5.40)	-	-	-	1.73	(3.66)	-
	Regulation Credit From NHPC	-	-	-	-	-	-	-	-	-	-	-	-	-	-	-	-	-
	Regulation Credit From SJVNL	-	-	-	-	-	-	-	-	-	-	-	-	-	-	-	-	-
	Regulation Credit From DVC	-	-	-	-	-	-	-	-	-	-	-	-	-	-	-	-	-
	Regulation Credit From ARAVALI	-	-	-	-	-	-	-	-	-	-	-	-	-	-	-	-	-
	GRAND TOTAL with Regulated Credit	2,185.69	267.90	506.56	0.17	-	-	9.23	783.87	(14.12)	0.01	(5.40)	-	-	-	1.73	(3.66)	-

The Grand total matched with the arithmetic total arrive at without rounding off, however due to rounding off the arithmetic total of figures stated in million units, Rs. in crores may show a slight variance.
Transmission Charges has been shown separately as Annexure-2



BSES Yamuna Power Limited
Plant-wise details of units purchased and component-wise power purchase cost for April'19 to June'19

Annexure 1.4

Sl. No.	Name of the Station	Bills pertaining to previous F.Y. received during the Quarter							Total							Per Unit Total Charges Billed		
		Units Purchased	Fixed Charges	Variable Charges	Incentive	Interest As per CERC order	Interest Others	Other Charges	Total Charges	Units Purchased	Fixed Charges	Variable Charges	Incentive	Interest As per CERC order	Interest Others		Other Charges	Total Charges
		(MU)	(Rs. In Crores)							(MU)	(Rs. In Crores)							(Rs./unit)
I	NTPC	-	-	-	-	-	-	0.25	0.05	1.29	1.26	0.46	-	-	-	0.30	2.02	15.73
1	ANTA GAS	-	(0.19)	-	-	-	-	0.04	(0.17)	0.40	1.92	0.16	-	-	-	0.06	2.13	53.48
2	AURAIYA GAS	-	(0.21)	(0.00)	-	-	-	-	2.73	-	2.01	-	-	0.72	-	-	2.73	-
3	BTPS	-	2.01	-	-	0.72	-	-	-	6.75	2.17	2.31	-	0.00	-	1.02	5.50	8.14
4	DADRI GAS	(0.01)	(0.28)	(0.01)	-	0.00	-	-	-	8.27	1.13	2.65	-	-	-	0.06	3.83	4.63
5	UNCHAHAHAR-I	-	(0.01)	(0.05)	-	-	-	0.02	(0.03)	14.36	2.04	4.62	-	-	-	0.23	6.89	4.80
6	UNCHAHAHAR-II	-	(0.01)	(0.09)	-	-	-	0.16	0.06	10.08	1.70	3.23	-	-	-	0.05	4.97	4.93
7	UNCHAHAHAR-III	-	(0.01)	(0.05)	-	-	-	0.00	(0.06)	7.29	0.71	1.96	-	-	-	0.03	2.69	3.70
8	FARAKKA	-	(0.11)	0.22	-	-	-	0.03	0.13	20.07	2.09	4.54	-	-	-	0.04	6.68	3.33
9	KAHALGAON-I	-	(0.25)	(0.02)	-	-	-	0.04	(0.22)	57.44	10.21	22.29	-	0.02	-	0.74	33.26	5.79
10	NCPPI(dadri 1)	-	(0.17)	(0.15)	-	0.02	-	0.19	(0.10)	-	-	-	-	-	-	0.00	0.00	-
11	RIHAND-I	-	-	-	-	-	-	0.00	0.00	-	-	-	-	-	-	(0.11)	11.23	2.02
12	RIHAND-II	-	(0.01)	(0.23)	-	-	-	0.01	(0.23)	55.69	3.99	7.23	0.12	-	-	0.02	24.84	2.11
13	SINGRAULI	-	(0.00)	(0.38)	-	0.01	-	0.01	(0.35)	117.43	8.47	16.34	-	0.01	-	0.01	17.44	3.33
14	KAHALGAON-II	-	(0.51)	(0.36)	-	-	-	0.01	(0.86)	52.30	6.49	10.94	-	-	-	-	-	-
15	TALCHER	-	-	-	-	-	-	-	-	226.05	44.41	81.89	-	0.06	-	2.45	128.81	5.70
16	NCPPI-II	-	(0.30)	(0.54)	-	0.06	-	1.11	0.34	100.96	13.69	12.67	0.06	-	-	0.68	27.10	2.68
17	RIHAND-III	-	(0.04)	(0.77)	-	-	-	0.48	(0.33)	-	-	-	-	-	-	-	-	-
18	KOLDAM HPS-I	-	-	-	-	-	-	-	-	678.39	102.28	171.27	0.17	0.82	-	5.58	280.12	4.13
	NTPC Total	(0.01)	(0.06)	(2.42)	-	0.82	-	2.81	1.14									
II	NHPC	-	-	-	-	-	-	-	-	-	(0.04)	(0.28)	-	-	-	2.53	2.21	-
1	BAIRA SIUL	-	(0.04)	(0.28)	-	-	-	1.63	1.31	-	40.70	2.30	2.54	-	-	0.44	5.27	1.29
2	SALAL	-	0.04	0.03	-	-	-	0.44	0.50	19.47	1.11	2.25	-	-	-	0.55	3.91	2.01
3	CHAMERA-I	-	0.03	0.03	-	-	-	0.55	0.60	4.41	0.77	0.73	-	-	-	0.17	1.67	3.79
4	TANAKPUR	-	0.01	0.00	-	-	-	0.17	0.18	29.25	2.11	2.47	-	-	-	1.29	5.87	2.01
5	URI	-	0.07	0.07	-	-	-	1.28	1.42	13.96	1.51	1.72	-	-	-	1.51	4.74	3.40
6	DHAULIGANGA	-	0.03	0.03	-	-	-	1.51	1.57	19.89	1.45	2.03	-	-	-	0.38	3.87	1.94
7	CHAMERA-II	-	0.04	0.03	-	-	-	0.38	0.46	19.93	3.59	5.60	-	-	-	2.80	12.00	6.02
8	DULHASTI	-	0.12	0.12	-	-	-	2.80	3.04	7.81	1.22	1.72	-	-	-	0.00	2.94	3.77
9	SEWA 2	-	0.04	0.03	-	-	-	0.06	0.06	13.48	2.24	2.90	-	-	-	0.00	5.14	3.81
10	CHAMERA-III	-	0.04	0.04	-	-	-	0.08	0.08	16.83	3.36	4.04	-	-	-	0.00	7.40	4.40
11	URI- II	-	0.07	0.05	-	-	-	0.12	0.12	5.51	2.43	0.87	-	-	-	0.00	3.30	6.00
12	Parbati-III	-	0.03	0.03	-	-	-	0.05	0.05	8.77	9.40	191.23	22.04	26.59	-	9.67	58.30	3.05
	NHPC Total	-	0.47	0.16	-	-	-	8.77	9.40									
III	NPC	-	-	-	-	-	-	0.00	0.00	-	-	-	-	-	-	0.00	0.00	-
1	NAPP	-	-	-	-	-	-	0.77	0.77	26.59	-	10.44	-	-	-	1.11	11.54	4.34
2	RAPP 5&6	-	-	-	-	-	-	0.77	0.77	26.59	-	10.44	-	-	-	1.11	11.54	4.34
	NPC Total	-	-	-	-	-	-	0.77	0.77									



BSES Yamuna Power Limited
Plant-wise details of units purchased and component-wise power purchase cost for April'19 to June'19

Annexure 1.4

Sl. No.	Name of the Station	Bills pertaining to previous F.Y. received during the Quarter							Total							Per Unit Total Charges Billed (Rs./unit)		
		Units Purchased	Fixed Charges	Variable Charges	Incentive	Interest As per CERC order	Interest Others	Other Charges	Total Charges	Units Purchased	Fixed Charges	Variable Charges	Incentive	Interest As per CERC order	Interest Others		Other Charges	Total Charges
		(MU)	(Rs. In Crores)							(MU)	(Rs. In Crores)							
IV	SJVNL	-	0.87	-	-	0.72	-	(0.26)	1.32	58.77	6.57	7.14	-	0.72	-	(0.26)	14.16	2.41
V	THDC	-	-	-	-	-	-	-	-	-	-	-	-	-	-	-	-	-
1	Tehri	-	-	-	-	-	-	-	-	-	-	-	-	-	-	-	-	-
2	KOTESHWAR	-	0.02	0.02	-	0.03	-	-	0.07	-	0.02	0.02	-	0.03	-	-	0.07	-
	THDC Total	-	0.02	0.02	-	0.03	-	-	0.07	-	0.02	0.02	-	0.03	-	-	0.07	-
VI	Tala HEP	-	-	-	-	-	-	-	-	3.46	-	0.75	-	-	-	-	0.75	2.16
VII	DVC	-	-	-	-	-	-	-	-	-	-	-	-	-	-	-	-	-
1	Existing Units	-	-	-	-	-	-	-	-	-	-	-	-	-	-	-	-	-
2	Mejia Units 6#	-	-	0.71	-	-	-	-	0.71	45.74	6.02	14.83	-	-	-	-	20.85	4.56
3	CTPS 7 & 8	-	-	0.14	-	-	-	-	0.14	141.60	20.22	28.43	-	-	-	-	48.64	3.44
4	MTPS #7	-	-	3.16	-	-	-	-	3.16	187.36	28.31	57.61	-	-	-	-	85.93	4.59
	DVC Total	-	-	4.01	-	-	-	-	4.01	374.70	54.55	100.87	-	-	-	-	155.42	4.15
VIII	Power stations in Delhi	-	-	-	-	-	-	-	-	-	-	-	-	-	-	-	-	-
1	IP Station	-	-	-	-	-	-	-	(0.08)	(0.61)	-	(0.23)	-	-	-	-	(0.23)	3.78
2	Rajghat	(0.22)	-	(0.08)	-	-	-	-	0.02	9.34	2.83	5.56	-	-	-	-	8.39	8.98
3	GAS TURBINE	(0.87)	-	0.02	-	-	-	-	0.43	63.18	6.69	35.20	-	-	-	-	41.89	6.63
4	Pragati-I	(0.10)	0.00	0.43	-	-	-	-	(7.69)	147.32	47.27	54.30	-	-	-	-	101.57	6.89
5	Bawana	(20.61)	-	(7.69)	-	-	-	-	(7.32)	219.23	56.79	94.83	-	-	-	-	151.62	6.92
	Power stations in Delhi Total	(21.80)	0.00	(7.32)	-	-	-	-	(7.32)	219.23	56.79	94.83	-	-	-	-	151.62	6.92
IX	ARAVALI	-	(0.47)	(0.22)	-	-	-	(0.02)	(0.71)	17.83	18.43	6.43	-	-	-	1.41	26.28	14.73
X	SASAN	-	-	-	1.45	-	-	1.02	2.47	555.93	8.07	63.92	1.45	-	-	6.50	79.95	1.44
XI	SECI (Solar)	-	-	-	-	-	-	-	-	11.96	-	6.58	-	-	-	0.01	6.59	5.51
XII	EDWPCPL	-	-	-	-	-	-	-	-	4.33	-	1.41	-	-	-	-	1.41	3.25
XIII	Delhi MSW Solutions Ltd	-	-	-	-	-	-	-	-	7.33	-	5.15	-	-	-	-	5.15	7.03
	GRAND TOTAL without Regulated Credit	(21.81)	0.83	(5.77)	1.45	1.57	-	13.08	11.16	2,149.75	268.74	495.40	1.63	1.57	-	24.03	791.37	3.68
	Regulation Credit From NHPC	-	-	-	-	-	-	-	-	-	-	-	-	-	-	-	-	-
	Regulation Credit From SJVNL	-	-	-	-	-	-	-	-	-	-	-	-	-	-	-	-	-
	Regulation Credit From DVC	-	-	-	-	-	-	-	-	-	-	-	-	-	-	-	-	-
	Regulation Credit From ARAVALI	-	-	-	-	-	-	-	-	-	-	-	-	-	-	-	-	-
	GRAND TOTAL with Regulated Credit	(21.81)	0.83	(5.77)	1.45	1.57	-	13.08	11.16	2,149.75	268.74	495.40	1.63	1.57	-	24.03	791.37	3.68

The Grand total matched with the arithmetic total arrive at without rounding off, however due to rounding off the arithmetic total of figures stated in million units, Rs. in crores may show a slight variance.
Transmission Charges has been shown separately as Annexure-2



BSES Yamuna Power Limited
Party-wise Transmission and LDC cost for April'19

Annexure 2.1

(Rs. In Crores)

Sl. No.	Vendor Name	Bills pertaining to			Total
		Current Month	Previous months of current F. Y.	Previous F.Y.	
I	Transmission Charges				
1	Power Grid Corp.of India Ltd.	32.34	-	(3.33)	29.02
2	Delhi Transco Ltd. (Wheeling Chg)	20.29	-	0.03	20.32
3	Delhi Transco Ltd. (Pension Trust)	-	-	-	-
3	Bhakra Beas Manegment Board	0.01	-	-	0.01
4	Aravali Power Company Private Ltd	-	-	-	-
5	Damodar Valley Corporation	0.13	-	-	0.13
6	NTPC	0.35	-	-	0.35
7	Solar Energy Corporation of India	0.15	-	-	0.15
	Transmission Charges Total	53.27	-	(3.30)	49.97
II	SLDC/NRLDC/POSOCO Charges				
1	Delhi Transco Ltd. SLDC Charges	0.17			0.17
2	NRLDC Charges POSOCO	0.04			0.04
	Total	0.20	-	-	0.20
	GRAND TOTAL	53.47	-	(3.30)	50.17



BSES Yamuna Power Limited
Party-wise Transmission and LDC cost for May'19

Annexure 2.2

(Rs. In Crores)

Sl. No.	Vendor Name	Bills pertaining to			Total
		Current Month	Previous months of current F. Y.	Previous F.Y.	
I	Transmission Charges				
1	Power Grid Corp.of India Ltd.	28.47	-	-	28.47
2	Delhi Transco Ltd. (Wheeling Chg)	21.77	(0.06)	-	21.71
3	Delhi Transco Ltd. (Pension Trust)	-	-	-	-
3	Bhakra Beas Manegment Board	0.01	-	-	0.01
4	Aravali Power Company Private Ltd	-	-	-	-
5	Damodar Valley Corporation	0.13	-	-	0.13
6	NTPC	0.36	-	-	0.36
7	Solar Energy Corporation of India	0.15	-	-	0.15
	Transmission Charges Total	50.89	(0.06)	-	50.83
II	SLDC/NRLDC/POSOCO Charges				
1	Delhi Transco Ltd. SLDC Charges	0.17			0.17
2	NRLDC Charges POSOCO	0.03			0.03
	Total	0.20	-	-	0.20
	GRAND TOTAL	51.09	(0.06)	-	51.04



BSES Yamuna Power Limited
Party-wise Transmission and LDC cost for June'19

Annexure 2.3

(Rs. In Crores)

Sl. No.	Vendor Name	Bills pertaining to			Total
		Current Month	Previous months of current F. Y.	Previous F.Y.	
I	Transmission Charges				
1	Power Grid Corp.of India Ltd.	30.68	-	6.14	36.82
2	Delhi Transco Ltd. (Wheeling Chg)	21.06	0.01	-	21.08
3	Delhi Transco Ltd. (Pension Trust)	-	-	-	-
3	Bhakra Beas Manegment Board	0.01	-	-	0.01
4	Aravali Power Company Private Ltd	-	-	-	-
5	Damodar Valley Corporation	0.13	-	-	0.13
6	NTPC	0.35	-	-	0.35
7	Solar Energy Corporation of India	0.15	0.03	-	0.19
	Transmission Charges Total	52.38	0.05	6.14	58.57
II	SLDC/NRLDC/POSOCO Charges				
1	Delhi Transco Ltd. SLDC Charges	0.17			0.17
2	NRLDC Charges POSOCO	0.03			0.03
	Total	0.21	-	-	0.21
	GRAND TOTAL	52.59	0.05	6.14	58.78



BSES Yamuna Power Limited
Party-wise Transmission and LDC cost for April to June 2019

Annexure 2.4

(Rs. In Crores)

Sl. No.	Vendor Name	Bills pertaining to			Total
		Current Month	Previous months of current F. Y.	Previous F.Y.	
I	Transmission Charges				
1	Power Grid Corp.of India Ltd.	91.49	-	2.81	94.30
2	Delhi Transco Ltd. (Wheeling Chg)	63.12	(0.04)	0.03	63.11
3	Delhi Transco Ltd. (Pension Trust)	-	-	-	-
3	Bhakra Beas Manegment Board	0.02	-	-	0.02
4	Aravali Power Company Private Ltd	-	-	-	-
5	Damodar Valley Corporation	0.39	-	-	0.39
6	NTPC	1.06	-	-	1.06
7	Solar Energy Corporation of India	0.46	0.03	-	0.50
8	PTC India Ltd	-	-	-	-
	Transmission Charges Total	156.54	(0.01)	2.84	159.37
II	SLDC/NRLDC/POSOCO Charges				
1	Delhi Transco Ltd. SLDC Charges	0.51	-	-	0.51
2	Delhi Transco Ltd. (NRLDC/POSOCO Chg)	0.10	-	-	0.10
	LDC Charges Total	0.61	-	-	0.61
	GRAND TOTAL	157.15	(0.01)	2.84	159.98



<p>Office of Manager (System Operation) 33kV Grid Sub-Station Building Minto Road, New Delhi-110002 Ph. No. 23211207 Fax No. 23221012, 23221059</p>		<p>DELHI TRANSCO LIMITED STATE LOAD DESPATCH CENTER REGD. OFFICE : SHAKTI SADAN BUILDING, KOTLA ROAD, NEW DELHI-110002 www.dtl.gov.in www.delhisldc.org</p>
---	---	--

Revised Summary of Monthly Energy of Discom for the month of April'19

No. FDTL/2019-20/Mgr(EA)/Monthly Energy Discom/R/254

ISSUE DATE

17.06.2019

All figures at Delhi PP in Mus

Sr No.	Sources/Discoms	BRPL	BYPL	MES	NDMC	TPDDL	N-Rail	DELHI
1	RPH	-0.221357	-0.128016	0.000000	0.000000	-0.154627	0.000000	-0.504000
2	Pragati	30.215153	15.994467	6.557862	32.118762	24.446506	0.000000	109.332750
3	GT	28.057302	1.636210	0.000000	0.000000	8.024238	0.000000	37.717750
4	BTPS	0.000000	0.000000	0.000000	0.000000	0.000000	0.000000	0.000000
5	CCGT BAWANA	86.726579	50.716328	8.506542	21.975375	70.631340	0.000000	238.556164
(A)	Total Intra State	144.777676	68.218990	15.064404	54.094137	102.947457	0.000000	385.102664
(B)	ISGS	840.589926	447.742862	0.000000	46.868546	328.540549	0.000000	1663.741883
1	DVC(LT-3)	76.762806	46.123596	0.000000	0.000000	56.483763	0.000000	179.370164
2	DVC(MEJIA)(LT-4)	24.173884	15.434187	0.000000	0.000000	13.219129	0.000000	52.827200
3	DVC(MEJIA7)(LT-8)	0.000000	62.642148	0.000000	0.000000	0.000000	0.000000	62.642148
4	Haryana CLP Jhajjar(LT-5)	0.000000	0.000000	0.000000	0.000000	37.636980	0.000000	37.636980
5	DVC(MPL-DVC)(LT-6)	0.000000	0.000000	0.000000	0.000000	171.719490	0.000000	171.719490
6	SHEPL (LT-59)	0.000000	0.000000	0.000000	0.000000	4.040200	0.000000	4.040200
7	GIREL (L_NR_2018_61)	5.677222	0.000000	0.000000	0.000000	0.000000	0.000000	5.677222
8	SECI	3.950035	3.885635	0.000000	0.000000	3.839655	0.000000	11.675325
9	JITPL	0.000000	0.000000	0.000000	0.000000	0.000000	4.946658	4.946658
(C)	Total Long Term Bilateral Purchase	110.563947	128.085565	0.000000	0.000000	286.939216	4.946658	530.535386
1	IEX(Purchase)	4.061941	2.132257	0.000000	16.106901	176.897408	0.000000	199.198508
2	PXI(Purchase)	0.000000	0.000000	0.000000	0.000000	0.000000	0.000000	0.000000
3	Bilateral (Purchase)	0.000000	0.000000	0.000000	14.409115	3.365580	0.000000	17.774695
4	Banking (purchase)	31.496040	7.139480	0.000000	0.000000	0.000000	0.000000	38.635520
(D)	Total Short Term Purchase	35.557981	9.271737	0.000000	30.516016	180.262988	0.000000	255.608723
(E)	Total Purchase(A+B+C+D)	1131.489530	653.319154	15.064404	131.478700	898.690211	4.946658	2834.988656
1	IEX(Sale)	-10.9476950	-41.2182800	0.000000	-6.472668	-6.797113	0.000000	-65.435755
2	PXI (Sale)	0.000000	0.000000	0.000000	0.000000	0.000000	0.000000	0.000000
3	Bilateral (Sale)	0.000000	-0.298320	0.000000	0.000000	0.000000	0.000000	-0.298320
4	Banking(Sale)	0.000000	0.000000	0.000000	0.000000	-72.528720	0.000000	-72.528720
(F)	Total Sale	-10.947695	-41.516600	0.000000	-6.472668	-79.325832	0.000000	-138.262795
1	Rithala	0.000000	0.000000	0.000000	0.000000	0.000000	0.000000	0.000000
2	Renewable Generation (RG)*	0.065286	0.029407	0.000000	0.000000	0.209060	0.000000	0.303753
(G)	Net Purchase (E+F+Rithala+RG)	1120.607121	611.831961	15.064404	125.006032	819.573438	4.946658	2692.082955

* Discom PP

** Including Energy sale/Purchase through 2nd bidding of IEX/PXIL

MANAGER(SO/EA)

Details of Renewable Generation for the Month of April'19

Solar Generation		All figures at Discom PP in kWH						
Sr No.	Plant Name	BRPL	BYPL	MES	NDMC	TPDDL	N-Rail	DELHI
1	POOTH KHURD					6429.000		6429.000
2	CENPEID					1342.000		1342.000
3	CORPORATE OFFICE					461.000		461.000
4	CENNET					2231.000		2231.000
5	1 MW KPM					105252.000		105252.000
6	NARELA A7 GRID					1859.000		1859.000
7	BAWANA CWG GRID					12950.000		12950.000
8	NARELA DSIIDC					12060.000		12060.000
9	GTK					2843.000		2843.000
10	RG-2					2669.000		2669.000
11	RG-5					27821.000		27821.000
12	RG-22					13970.000		13970.000
13	RG-23					6642.000		6642.000
14	RG-24					12531.000		12531.000
15	Thyagraj Stadium	65286.000						65286.000
16	Tahirpur		4436.000					4436.000
17	DSIDC JHILMIL		3375.600					3375.600
18	Yamuna Vihar		3259.000					3259.000
19	Vivek Vihar		2671.200					2671.200
20	Seelampur		4164.000					4164.000
21	Dwarikapuri		2942.000					2942.000
22	Shakarapur		3163.000					3163.000
23	Workshop PPG		4828.000					4828.000
24	Karkardooma Car Parking		568.000					568.000
25	DAIL*							0.000
	Total in KWH	65286.000	29406.800	0.000	0.000	209060.000	0.000	303752.800

* This data will be updated after receiving from BRPL.

		All figures at Discom PP in kWH						
Sr No.	Plant Name	BRPL	BYPL	MES	NDMC	TPDDL	N-Rail	DELHI
1	DAIL (March'18)	378400.000	0.000	0.000	0.000	0.000	0.000	378400.000

Non-Solar Renewable Generation		All figures at Discom PP in MU's						
Sr No.	Plant Name	BRPL	BYPL	MES	NDMC	TPDDL	N-Rail	DELHI
1	TOWMCL	7.901529	0.000000	0.000000	0.000000	4.271911	0.000000	12.430468
2	MSW Bawana	4.200775	2.401304	0.000000	0.511407	2.933811	0.000000	10.047296
3	EDWPCL	0.000000	2.207606	0.000000	0.000000	0.000000	0.000000	4.505387
	Total in Mus	12.102304	4.608909	0.000000	0.511407	7.205722	0.000000	24.428342

Details of Energy Scheduled to ISOA Customers for the Month of April'19

Details of Energy Sold through Bilateral/Exchange by Intra State Generators

Sr No.	Plant Name	BRPL	BYPL	MES	NDMC	TPDDL	N-Rail	DELHI/IEX
1	TOWMCL-Eros Grand Resort & Hotels Pvt. Ltd./BYPL		0.257028					0.257028
2	EDWPCL-Balaji Action Medical Inst./BRPL	0.297839						0.297839
3	EDWPCL-Max Super Speciality Hospital (MSSH)	0.397119						0.397119
4	EDWPCL-Caddie Hotels (CHPL-DL)/BRPL	0.297000						0.297000
5	EDWPCL-Jackson Developer (JDPL)/TPDDL					0.167856		0.167856
6	EDWPCL-IEX							0.000000
7	EDWPCL-Bird Hosp/BRPL							0.000000
8	EDWPCL-Max Healthcare Institute Limited (MHIL)/tpddl					0.297839		0.297839
9	EDWPCL-Rajiv Gandhi Cancer Inst. (RGCIRC)/TPDDL					0.694957		0.694957
10	EDWPCL-Jackson Developer (JDPL)/TPDDL					0.167856		0.167856
11	EDWPCL-Wave Hospitality Pvt Ltd./BRPL							0.000000
12	BYPL-BRPL							
13	DMRC-SECI (LTOA-L_NR_2019_06,07,05)	3.591399	3.802459					7.393858
	Total in Mus	4.583356	4.059487	0.000000	0.000000	1.328508	0.000000	9.971351

Details of Energy Scheduled to ISOA Customers through Bilateral

All figures at Delhi PP in Mus

Sr No.	Plant Name	BRPL	BYPL	MES	NDMC	TPDDL	N-Rail	DELHI
1	All India Society for Health Aid(AISHER)/BRPL							0.000000
2	Aria (AHCSPL)/BRPL	0.427680						0.427680
3	Anjan Hotels (North) Limited (Hyatt) (ASIAN)/BRPL							0.000000
4	Avdhut Swami Metal Works/BYPL							0.000000
5	Batra Hospital (BHMRC)							0.000000
6	Balaji Action Medical Inst./BRPL							0.000000
7	Bharti Airtel Ph-1 184							0.000000
8	Bharti Airtel Ph-3 224							0.000000
9	Bharti Airtel Ph-3 234							0.000000
10	Bird Airport Hotel Pvt.Ltd (BAHPL)/BRPL							0.000000
11	Bird Hospitality (BHSPL)/BRPL							0.000000
12	Caddie Hotels (CHPL-DL)/BRPL							0.000000
13	Central Park Inf. Dev. Pvt. Ltd./BRPL (CPIDPL)	0.266400						0.266400
14	Devki_Devi_Foundation (MAX-HPTL)/BRPL							0.000000
15	DIAPL/BRPL							0.000000
16	Divine Infracore Pvt.Ltd.							0.000000
17	DLF Emporio (DLFEL)							0.000000
18	DLF Mall Saket New Delhi (DLFL)							0.000000
19	DLF Promenade Ltd. (DLFPL)							0.000000
20	DMRC_Pacific_Development_Corp_Ltd/BRPL (DTCP)							0.000000
21	Duggar Fiber Pvt. Ltd. (DFPL)/TPDDL							0.000000
22	Eros Grand Resort & Hotels Pvt. Ltd. (EGRHPL)							0.000000
23	Eros Resorts & Hotels(Eros Group) (ERHPL)/BYPL		0.266400					0.266400
24	Escort Heart (EHRCL)							0.000000
25	Fortis Hospotel Limited (FORTISSB)					0.183360		0.183360
26	Gujarmal Modi Hosp (GMHRCMS)/BRPL							0.000000
27	Indian Hotels(Taj Vivanta) (TIHCL)/BRPL							0.000000
28	Indian Spinal Injuries Centre (ISIC)							0.000000
29	IndraPrashta Medical (Apollo Hosp) (IMPL)							0.000000
30	InterGlobe Hotels Pvt.Ltd.(IHPL)/BYPL							0.000000
31	Jackson Developer (JDPL)/TPDDL					0.183040		0.183040
32	Juniper Hotel Pvt. Ltd. (JHPL-DL)/BRPL							0.000000
33	Lodhi Property (LPCL)/BRPL	0.105600						0.105600
34	Max Balaji (BMDRC)/BYPL							0.000000
35	Max Super Speciality Hospital (MSSH)							0.000000
36	Max Healthcare Institute Limited (MHIL)							0.000000
37	Nehru Place Hotels Pvt.Ltd. (nphpl)/BRPL							0.000000
38	Oberoi Maiden (HOM)							0.000000
39	Pride Plaza Hotels Pvt. Ltd. (PHL)/BRPL							0.000000
40	FLT.LT.Rajan Dhali (FLRDCT)							0.000000
41	Rajiv Gandhi Cancer Inst. (RGCIRC)/TPDDL							0.000000
42	Select City Walk (SIFL)/BRPL	0.552720						0.552720
43	Shiva Alloy Pvt. Ltd. (SHIVA)/TPDDL							0.000000
44	Today Hotels (THNDPL)/BRPL							0.000000
45	Union Hotels (Grand Hotel) (UHL)/BRPL							0.000000
46	Vodafone Mobile Service (VMSL)/BRPL							0.000000
47	Ganga Ram Charitable Trust/ BYPL		0.712800					0.712800
48	Wave Hospitality Pvt. Ltd. (WHPL)/BRPL							0.000000
	Total in Mus	1.352400	0.979200	0.000000	0.000000	0.366400	0.000000	1.985200

Office of
Manager (System Operation)
 33kV Grid Sub-Station Building
 Minto Road, New Delhi-110002
 Ph. No. 23211207
 Fax No. 23221012, 23221059



DELHI TRANSCO LIMITED
STATE LOAD DESPATCH CENTER
 REGD. OFFICE : SHAKTI SADAN BUILDING, KOTLA
 ROAD, NEW DELHI-110002
 www.dtl.gov.in www.delhisldc.org

Summary of Monthly Energy of Discom for the month of May'19

No. F.DTL/2019-20/Mgr(EA)/Monthly Energy Discom/252

ISSUE DATE

14.06.2019

All figures at Delhi PP in Mus

Sr No.	Sources/Discoms	BRPL	BYPL	MES	NDMC	TPDDL	N-Rail	DELHI
1	RPH	-0.228735	-0.132283	0.000000	0.000000	-0.159781	0.000000	-0.520800
2	Pragati	32.796645	16.669363	6.681404	32.809214	22.512874	0.000000	111.469500
3	GT	33.972922	3.628871	0.000000	0.000000	15.331806	0.000000	52.933600
4	BTPS	0.000000	0.000000	0.000000	0.000000	0.000000	0.000000	0.000000
5	CCGT BAWANA	95.405690	54.917771	10.441787	22.519445	72.385377	0.000000	255.670069
(A)	Total Intra State	161.946521	75.083722	17.123191	55.328658	110.070276	0.000000	419.552369
(B)	ISGS	897.843848	515.029918	0.000000	48.395080	412.220677	0.000000	1873.489523
1	DVC(LT-3)	81.205919	48.246086	0.000000	0.000000	60.483931	0.000000	189.935936
2	DVC(MEJIA)(LT-4)	25.718286	14.696531	0.000000	0.000000	14.064309	0.000000	54.479126
3	DVC(MEJIA7)(LT-8)	0.000000	64.619918	0.000000	0.000000	0.000000	0.000000	64.619918
4	Haryana CLP Jhajjar(LT-5)	0.000000	0.000000	0.000000	0.000000	51.594780	0.000000	51.594780
5	DVC(MPL-DVC)(LT-6)	0.000000	0.000000	0.000000	0.000000	177.225580	0.000000	177.225580
6	SHEPL (LT-59)	0.000000	0.000000	0.000000	0.000000	4.738722	0.000000	4.738722
7	GIREL (L_NR_2018_61)	10.023202	0.000000	0.000000	0.000000	0.000000	0.000000	10.023202
8	SECI	4.074020	3.954338	0.000000	0.000000	3.882618	0.000000	11.910976
9	JITPL	0.000000	0.000000	0.000000	0.000000	0.000000	5.009912	5.009912
(C)	Total Long Term Bilateral Purchase	121.021427	131.516873	0.000000	0.000000	311.989939	5.009912	569.538152
1	IEX(Purchase)	8.301812	0.500719	0.000000	6.048832	74.053494	0.000000	88.904858
2	PXI(Purchase)	0.000000	0.000000	0.000000	0.000000	0.000000	0.000000	0.000000
3	Bilateral (Purchase)	0.000000	0.415230	0.000000	48.646810	92.036345	0.000000	141.098385
4	Banking (purchase)	245.910528	105.445105	0.000000	0.000000	0.000000	0.000000	351.355632
(D)	Total Short Term Purchase	254.212339	106.361054	0.000000	54.695642	166.089839	0.000000	581.358875
(E)	Total Purchase(A+B+C+D)	1435.024136	827.991567	17.123191	158.419380	1000.370732	5.009912	3443.938919
1	IEX(Sale)	-31.518175	-59.673265	0.000000	-11.679245	-22.948305	0.000000	-124.918990
2	PXI (Sale)	0.000000	0.000000	0.000000	0.000000	0.000000	0.000000	0.000000
3	Bilateral (Sale)	0.000000	-0.825357	0.000000	0.000000	-0.819550	0.000000	-1.644907
4	Banking(Sale)	0.000000	-0.377033	0.000000	0.000000	0.000000	0.000000	-0.377033
(F)	Total Sale	-31.518175	-60.875655	0.000000	-11.679245	-22.867855	0.000000	-126.940930
1	Rithala	0.000000	0.000000	0.000000	0.000000	0.000000	0.000000	0.000000
2	Renewable Generation (RG)*	0.107838	0.031162	0.000000	0.000000	0.232915	0.000000	0.371915
(G)	Net Purchase (E+F+Rithala+RG)	1403.613799	767.147074	17.123191	146.740135	977.735792	5.009912	3312.359992

* Discom PP

** Including Energy sale/Purchase through 2nd bidding of IEX/PXIL

MANAGER(SO/EA)

Details of Renewable Generation for the Month of May'19

Solar Generation

All figures at Discom PP in kWH

Sr No.	Plant Name	BRPL	BYPL	MES	NDMC	TPDDL	N-Rail	DELHI
1	POOTH KHURD					7848.000		7848.000
2	CENPEID					1600.000		1600.000
3	CORPORATE OFFICE					487.000		487.000
4	CENNET					2199.000		2199.000
5	1 MW KPM					121584.000		121584.000
6	NARELA A7 GRID					2284.000		2284.000
7	BAWANA CWG GRID					13586.000		13586.000
8	NARELA DSIDC					13067.000		13067.000
9	GTK					3626.000		3626.000
10	RG-2					2832.000		2832.000
11	RG-5					29481.000		29481.000
12	RG-22					14726.000		14726.000
13	RG-23					7220.000		7220.000
14	RG-24					12375.000		12375.000
15	Thyagraj Stadium	107838.000						107838.000
16	Tahirpur		4508.000					4508.000
17	DSIDC JHILMIL		3553.200					3553.200
18	Yamuna Vihar		2922.000					2922.000
19	Vivek Vihar		3116.400					3116.400
20	Seelampur		4388.000					4388.000
21	Dwarikapuri		2962.000					2962.000
22	Shakarpur		3232.800					3232.800
23	Workshop PPG		5778.000					5778.000
24	Karkardooma Car Parking		702.000					702.000
25	DAIL*							0.000
	Total in KWH	107838.000	31162.400	0.000	0.000	232915.000	0.000	371915.400

* This data will be updated after receiving from BRPL.

All figures at Discom PP in kWH

Sr No.	Plant Name	BRPL	BYPL	MES	NDMC	TPDDL	N-Rail	DELHI
1	DAIL (April'19)	476740.000	0.000	0.000	0.000	0.000	0.000	476740.000

Non-Solar Renewable Generation

All figures at Discom PP in MUs

Sr No.	Plant Name	BRPL	BYPL	MES	NDMC	TPDDL	N-Rail	DELHI
1	TOWMCL	8.043925	0.000000	0.000000	0.000000	4.427223	0.000000	12.737492
2	MSW Bawana	4.016074	2.295723	0.000000	0.488922	2.804816	0.000000	9.605536
3	EDWPCL	0.000000	1.189899	0.000000	0.000000	0.000000	0.000000	2.428365
	Total in Mus	12.059999	3.485622	0.000000	0.488922	7.232039	0.000000	23.266582



Details of Energy Scheduled to ISOA Customers for the Month of May'19

Details of Energy Sold through Bilateral/Exchange by Intra State Generators

Sr No.	Plant Name	BRPL	BYPL	MES	NDMC	TPDDL	N-Rail	DELHI/IEX
1	TOWMCL-Eros Grand Resort & Hotels Pvt. Ltd./BYPL		0.266344					0.266344
2	EDWPCL-Jackson Developer (JDPL)/TPDDL					0.189085		0.189085
3	EDWPCL-Batra Hospital (BHMRC)/BRPL	0.133461						0.133461
4	EDWPCL-Indian Hotels (Taj Vivanta) (TIHCL)/BRPL	0.133461						0.133461
5	EDWPCL-Eros Resorts & Hotels (Eros Group) (ERHPL)/BYPL		0.088974					0.088974
6	EDWPCL-IEX							0.000000
	EDWPCL-InterGlobe Hotels Pvt.Ltd.(IHPL)/BRPL	0.088974						0.088974
7	EDWPCL-Balaji Action Medical Inst./BRPL	0.135060						0.135060
8	EDWPCL-Max Super Speciality Hospital (MSSH)/BRPL	0.135060						0.135060
9	EDWPCL-Caddie Hotels (CHPL-DL)/BRPL	0.270121						0.270121
10	EDWPCL-Wave Hospitality Pvt.Ltd./BRPL	0.088974						0.088974
11	BYPL-BRPL	0.200000	-0.200000					0.000000
12	DMRC-SECI (LTOA-I_NR_2019_06,07,05)	15.796336	9.031106					24.827443
	Total in Mus	16.981447	9.186424	0.000000	0.000000	0.189085	0.000000	1.529514

Details of Energy Scheduled to ISOA Customers through Bilateral

All figures at Delhi PP in Mus

Sr No.	Plant Name	BRPL	BYPL	MES	NDMC	TPDDL	N-Rail	DELHI
1	All India Society for Health Aid(AISHER)/BRPL	0.405600						0.405600
2	Aria (AHC2PL)/BRPL	0.876210						0.876210
3	Asian Hotels (North) Limited (Hyatt) (ASIAN)/BRPL	0.673200						0.673200
4	Avdhut Swami Metal Works/BYPL		0.505920					0.505920
5	Batra Hospital (BHMRC)/BRPL							0.000000
6	Balaji Action Medical Inst./BRPL							0.000000
7	Bharti Airtel Ph-1 184							0.000000
8	Bharti Airtel Ph-3 224							0.000000
9	Bharti Airtel Ph-3 234							0.000000
10	Bird Airport Hotel pvt.Ltd (BAHPL)/BRPL	0.209760						0.209760
11	Bird Hospitality (BHSPL)/BRPL							0.000000
12	Caddie Hotels (CHPL-DL)/BRPL							0.000000
13	Central Park Inf. Dev. Pvt. Ltd./BRPL (CPIDPL)	0.194560						0.194560
14	Devki_Devi_Foundation (MAX-HPTL)/BRPL	0.509600						0.509600
15	DIAPL/BRPL							0.000000
16	Divine Infracon Pvt.Ltd.							0.000000
17	DLF Emporio (DLFEL)							0.000000
18	DLF Mall Saket New Delhi (DLFL)							0.000000
19	DLF Promenade Ltd. (DLFPL)							0.000000
20	DMRC_Pacific_Development_Corp_Ltd/BRPL (DTCP)							0.000000
21	Duggar Fiber Pvt. Ltd. (DFPL)/TPDDL					0.556080		0.556080
22	Eros Grand Resort & Hotels Pvt. Ltd. (EGRHPL)							0.000000
23	Eros Resorts & Hotels (Eros Group) (ERHPL)/BYPL							0.000000
24	Escort Heart (EHRCL)/BRPL	0.299040						0.299040
25	Fortis Hospital Limited (FORTISSB)/TPDDL					0.331080		0.331080
26	Gujarmal Modi Hosp (GMHRCMS)/BRPL	0.138240						0.138240
27	Indian Hotels (Taj Vivanta) (TIHCL)/BRPL							0.000000
28	Indian Spinal Injuries Centre (ISIC)							0.000000
29	IndraPrashta Medical (Apollo Hosp) (IMPL)							0.000000
30	InterGlobe Hotels Pvt.Ltd.(IHPL)/BRPL							0.000000
31	Jackson Developer (JDPL)/TPDDL							0.000000
32	Juniper Hotel Pvt. Ltd. (JHPL-DL)/BRPL	0.540800						0.540800
33	Lodhi Property (LPCL)/BRPL	0.451440						0.451440
34	Max Balaji (BMDRC)/BYPL		0.514800					0.514800
35	Max Super Speciality Hospital (MSSH)/BRPL							0.000000
36	Max Healthcare Institute Limited (MHIL)/TPDDL					0.374400		0.374400
37	Nehru Place Hotels Pvt.Ltd. (nphpt) /BRPL							0.000000
38	Oberio Maiden (IOM)							0.000000
39	Pride Plaza Hotels Pvt. Ltd. (PHL)/BRPL							0.000000
40	FLT.LT.Rajan Dhall (FLRDCT)							0.000000
41	Rajiv Gandhi Cancer Inst. (RGCIRC)/TPDDL							0.000000
42	Select City Walk (SHPL)/BRPL	1.067640						1.067640
43	Shiva Alloys Pvt. Ltd. (SHIVA)/TPDDL							0.000000
44	Today Hotels (THNDPL)/BRPL	0.209760						0.209760
45	Unison Hotels (Grand Hotel) (UHL)/BRPL	0.169680						0.169680
46	Vodafone Mobile Service (VMSL)/BRPL	0.192000						0.192000
47	Wave Hospitality Pvt. Ltd. (WHPL)/BRPL							0.000000
	Total in Mus	5.937530	1.020720	0.000000	0.000000	1.261560	0.000000	8.219810

STATE LOAD DESPATCH CENTRE (Delhi)

Office of Manager (Energy Accounting)
SLDC Building, Minto Road, New Delhi - 110002
Ph. 23211207, Fax: 23221012, 23221059, website - www.delhisldc.org

Summary of Monthly Energy of Discom for the month of June'19

No. F.DTL/2019-20/Mgr(EA)/Monthly Energy Discom/358

ISSUE DATE 12.07.2019

All figures at Delhi PP in MUs

Sr No.	Sources/Discoms	BRPL	BYPL	MES	NDMC	TPDDL	N-Rail	DELHI
1	RPH	-0.221357	-0.128016	0.000000	0.000000	-0.154627	0.000000	-0.504000
2	Pragati	53.296414	30.612307	11.340893	56.507164	36.505722	0.000000	188.262500
3	GT	41.117923	4.945462	0.000000	0.000000	18.596865	0.000000	64.660250
4	BTPS	0.000000	0.000000	0.000000	0.000000	0.000000	0.000000	0.000000
5	CCGT BAWANA	109.640492	62.300404	9.797803	23.690469	76.881342	0.000000	282.310510
(A)	Total Intra State	203.833473	97.730157	21.138697	80.197633	131.829301	0.000000	534.729260
(B)	ISGS	986.542328	536.103819	0.000000	39.381718	412.433592	0.000000	1974.461456
1	DVC(LT-3)	76.474709	45.093315	0.000000	0.000000	54.437688	0.000000	176.005712
2	DVC(MEJIA)(LT-4)	25.029945	14.932363	0.000000	0.000000	12.316174	0.000000	52.278483
3	DVC(MEJIA7)(LT-8)	0.000000	57.284602	0.000000	0.000000	0.000000	0.000000	57.284602
4	Haryana CLP Jhajjar(LT-5)	0.000000	0.000000	0.000000	0.000000	54.909258	0.000000	54.909258
5	DVC(MPL-DVC)(LT-6)	0.000000	0.000000	0.000000	0.000000	129.053055	0.000000	129.053055
6	SHEPL (LT-59)	0.000000	0.000000	0.000000	0.000000	5.967170	0.000000	5.967170
7	GIREL (L_NR_2018_61)	22.190960	0.000000	0.000000	0.000000	0.000000	0.000000	22.190960
8	SECI	3.814538	3.723835	0.000000	0.000000	3.660078	0.000000	11.198451
9	JITPL	0.000000	0.000000	0.000000	0.000000	0.000000	5.625648	5.625648
(C)	Total Long Term Bilateral Purchase	127.510152	121.034116	0.000000	0.000000	260.343423	5.625648	514.513339
1	IEX(Purchase)	12.944245	1.058370	0.000000	0.000000	65.787213	0.000000	79.789828
2	PXI(Purchase)	0.000000	0.000000	0.000000	0.000000	0.000000	0.000000	0.000000
3	Bilateral (Purchase)	0.000000	0.515040	0.000000	75.006800	95.047540	0.000000	170.569380
4	Banking (purchase)	309.396335	171.002968	0.000000	0.000000	147.242470	0.000000	627.641773
(D)	Total Short Term Purchase	322.340580	172.576378	0.000000	75.006800	308.077223	0.000000	878.000980
(E)	Total Purchase(A+B+C+D)	1640.226533	927.444468	21.138697	194.586150	1112.683539	5.625648	3901.705035
1	IEX(Sale)	-26.030043	-49.924255	0.000000	-29.810485	-25.810975	0.000000	-131.575758
2	PXI (Sale)	0.000000	0.000000	0.000000	0.000000	0.000000	0.000000	0.000000
3	Bilateral (Sale)	-0.100460	-2.748320	0.000000	0.000000	0.000000	0.000000	-2.848780
4	Banking(Sale)	0.000000	-3.518770	0.000000	0.000000	0.000000	0.000000	-3.518770
(F)	Total Sale	-26.130503	-56.191345	0.000000	-29.810485	-25.810975	0.000000	-137.943308
1	Rithala	0.000000	0.000000	0.000000	0.000000	0.000000	0.000000	0.000000
2	Renewable Generation (RG)*	0.030237	0.027750	0.000000	0.000000	0.212799	0.000000	0.270787
(G)	Net Purchase (E+F+Rithala+RG)	1614.126267	871.280873	21.138697	164.775665	1087.085363	5.625648	3758.406866

* Discom PP

** Including Energy sale/Purchase through 2nd bidding of IEX/PXIL

MANAGER(SO/EA)

Details of Renewable Generation for the Month of June'19

Solar Generation		All figures at Discom PP in KWH						
Sr No.	Plant Name	BRPL	BYPL	MES	NDMC	TPDDL	N-Rail	DELHI
1	POOTH KHURD					6556.000		6556.000
2	CENPEID					1719.000		1719.000
3	CORPORATE OFFICE					417.000		417.000
4	CENNET					1879.000		1879.000
5	1 MW KPM					112824.000		112824.000
6	NARELA A7 GRID					1578.000		1578.000
7	BAWANA CWG GRID					12565.000		12565.000
8	NARELA DSIHDC					11675.000		11675.000
9	GTK					3297.000		3297.000
10	RG-2					2605.000		2605.000
11	RG-5					26113.000		26113.000
12	RG-22					13581.000		13581.000
13	RG-23					6732.000		6732.000
14	RG-24					11258.000		11258.000
15	Thyagraj Stadium	30237.300						30237.300
16	Tahirpur		3894.000					3894.000
17	DSIDC JHILMIL		3254.400					3254.400
18	Yamuna Vihar		2885.000					2885.000
19	Vivek Vihar		2776.800					2776.800
20	Seelampur		3594.000					3594.000
21	Dwarikapuri		2614.000					2614.000
22	Shakarpur		2904.000					2904.000
23	Workshop PPG		5330.000					5330.000
24	Karkardooma Car Parking		498.000					498.000
25	DAIL*							0.000
	Total in KWH	30237.300	27750.200	0.000	0.000	212799.000	0.000	270786.500

* This data will be updated after receiving from BRPL.

		All figures at Discom PP in KWH						
Sr No.	Plant Name	BRPL	BYPL	MES	NDMC	TPDDL	N-Rail	DELHI
1	DAIL (May'19)	687440.000	0.000	0.000	0.000	0.000	0.000	687440.000

Non-Solar Renewable Generation		All figures at Discom PP in MUa						
Sr No.	Plant Name	BRPL	BYPL	MES	NDMC	TPDDL	N-Rail	DELHI
1	TOWMCL	7.707588	0.000000	0.000000	0.000000	4.427223	0.000000	12.274740
2	MSW Bawana	4.610366	2.635440	0.000000	0.561272	3.219868	0.000000	11.026946
3	EDWPCL	0.000000	0.919014	0.000000	0.000000	0.000000	0.000000	1.875539
	Total in Mus	12.317954	3.554454	0.000000	0.561272	7.647091	0.000000	24.080771

Details of Energy Scheduled to ISOA Customers for the Month of June'19

Details of Energy Sold through Bilateral/Exchange by Intra State Generators

Sr No.	Plant Name	BRPL	BYPL	MES	NDMC	TPDDL	N-Rail	DELHI/IEX
1	TOWMCL-Eros Grand Resort & Hotels Pvt. Ltd./BYPL		0.257546					0.257546
2	EDWPCL-Jackson Developer (JDPL)/TPDDL					0.162018		0.162018
3	EDWPCL-Bird Hospitality (BHSPL)/BRPL	0.087553						0.087553
4	EDWPCL-DMRC/BYPL		0.583688					0.583688
5	EDWPCL-Eros Resorts & Hotels(Eros Group) (ERHPL)/BYPL							0.000000
6	EDWPCL-IEX							0.000000
	EDWPCL-InterGlobe Hotels Pvt.Ltd.(IHPL)/BRPL							0.000000
7	EDWPCL-Balaji Action Medical Inst./BRPL							0.000000
8	EDWPCL-Max Super Speciality Hospital (MSSH)/BRPL							0.000000
9	EDWPCL-Caddie Hotels (CHPL-DL)/BRPL	0.193207						0.193207
10	EDWPCL-Wave Hospitality Pvt Ltd./BRPL							0.000000
11	BYPL-BRPL							0.000000
12	DMRC-SECI (LTOA-L_NR_2019_06,07,05)							
	Total in Mus	0.280760	0.841234	0.000000	0.000000	0.162018	0.000000	1.284012

Details of Energy Scheduled to ISOA Customers through Bilateral

All figures at Delhi PP in Mus

Sr No.	Plant Name	BRPL	BYPL	MES	NDMC	TPDDL	N-Rail	DELHI
1	DMRC-SECI (LTOA-L_NR_2019_06,07,05)	15.715950	8.701673					24.417623
2	All India Society for Health Aid(AISHER)/BRPL	0.556140						0.556140
3	Asia (AHCSPL)/BRPL	1.243910						1.243910
4	Asian Hotels (North) Limited (Hyatt) (ASIAN)/BRPL	1.176450						1.176450
5	Avdhut Swami Metal Works/BYPL		0.612540					0.612540
6	Batra Hospital (BHMRC)/BRPL	0.444890						0.444890
7	Balaji Action Medical Inst./BRPL	0.269290						0.269290
8	Bharti Airtel Ph-1 184							0.000000
9	Bharti Airtel Ph-3 224							0.000000
10	Bharti Airtel Ph-3 234							0.000000
11	Bird Airport Hotel Pvt.Ltd (BAHPL)/BRPL	0.258790						0.258790
12	Bird Hospitality (BHSPL)/BRPL							0.000000
13	Caddie Hotels (CHPL-DL)/BRPL							0.000000
14	Central Park Inf. Dev. Pvt. Ltd./BRPL (CPIDPL)	0.245010						0.245010
15	Devki_Devi_Foundation (MAX-IHPTL)/BRPL	0.698740						0.698740
16	DIAPL/BRPL	8.841840						8.841840
17	Divine Infracon Pvt.Ltd.							0.000000
18	DLF Empono (DLFEL)							0.000000
19	DLF Mall Saket New Delhi (DLPL)							0.000000
20	DLF Promenade Ltd. (DLFPL)							0.000000
21	DMRC_Pacific_Development_Comp_Ltd/BRPL (DTCP)	1.031303						1.031303
22	Duggar Fiber Pvt. Ltd. (DFPL)/TPDDL					0.689040		0.689040
23	Eros Grand Resort & Hotels Pvt. Ltd. (EGRHPL)							0.000000
24	Eros Resorts & Hotels(Eros Group) (ERHPL)/BYPL		0.245010					0.245010
25	Escort Heart (EHIRCL)/BRPL	0.248850						0.248850
26	Fortis Hospital Limited (FORTISSB)/TPDDL					0.248850		0.248850
27	Gujarmal Madi Hosp (GMHRCMS)/BRPL	0.518400						0.518400
28	Indian Hotels(Taj Vivanta) (TIHCL)/BRPL	0.381750						0.381750
29	Indian Spinal Injuries Centre (ISIC)							0.000000
30	IndraPrastha Medical (Apollo Hosp) (IMPL)							0.000000
31	InterGlobe Hotels Pvt.Ltd.(IHPL)/BRPL	0.258790						0.258790
32	Jackson Developer (JDPL)/TPDDL							0.000000
33	Juniper Hotel Pvt. Ltd. (JHPL-DL)/BRPL	0.741520						0.741520
34	Lodhi Property (LPCL)/BRPL	0.453750						0.453750
35	Max Balaji (BMDRC)/BYPL		0.705870					0.705870
36	Max Super Speciality Hospital (MSSH)/BRPL	0.370560						0.370560
37	Max Healthcare Institute Limited (MHIL)/TPDDL					0.513360		0.513360
38	Nehru Place Hotels Pvt.Ltd. (nphpl) /BRPL							0.000000
39	Oberoi Maiden (HOM)							0.000000
40	Pride Plaza Hotels Pvt. Ltd. (PHL)/BRPL	0.235920						0.235920
41	FLT.LT.Rajan Dhall (FLRDCT)							0.000000
42	Rajiv Gandhi Cancer Inst. (RGCIIC)/TPDDL							0.000000
43	Select City Walk (SIPL)/BRPL	1.069200						1.069200
44	Shiva Alloys Pvt. Ltd. (SHIVA)/TPDDL							0.000000
45	Today Hotels (THNDPL)/BRPL	0.245010						0.245010
46	Unison Hotels (Grand Hotel) (UHL)/BRPL	0.720130						0.720130
47	Vodafone Mobile Service (VMSL)/BRPL	0.210000						0.210000
48	Wave Hospitality Pvt. Ltd. (WHPL)/BRPL	0.281250						0.281250
	Total in Mus	20.501493	1.563420	0.000000	0.000000	1.451250	0.000000	23.516163

44