



Tender Notification for

**SUPPLY OF 33KV XLPE INSULATED ALUMINIUM CONDUCTOR
OFC EMBEDDED POWER CABLE OF SIZE 3CX400 SQ.MM.**

NIT NO.: CMC/BR/23-24/RB/PR/FH/1105, DT 20.04.2023

Due Date for Submission: 10.05.2023, 15:00hrs

**BSES RAJDHANI POWER LIMITED,
BSES Bhawan, Nehru Place, New Delhi-110019 Corporate Identification Number:
U74899DL2001PLC111527 Telephone Number: +91 11 3999 7235
Fax Number: +91 11 2641 9833
Website: www.bsesdelhi.com**

INDEX**SECTION – I: REQUEST FOR QUOTATION****SECTION – II: INSTRUCTIONS TO BIDDER****SECTION – III: TERMS AND CONDITIONS**

- 1.0 GENERAL INSTRUCTIONS
- 2.0 DEFINITION OF TERMS
- 3.0 CONTRACT DOCUMENTS & PRIORITY
- 4.0 SCOPE OF SUPPLY -GENERAL
- 5.0 QUALITY ASSURANCE AND INSPECTION
- 6.0 PACKING, PACKING LIST & MARKING
- 7.0 PRICE BASIS FOR SUPPLY OF MATERIALS
- 8.0 TERMS OF PAYMENT AND BILLING
- 9.0 PRICE VALIDITY
- 10.0 PERFORMANCE GUARANTEE
- 11.0 FORFEITURE
- 12.0 RELEASE
- 13.0 DEFECTS LIABILITY PERIOD
- 14.0 RETURN, REPLACEMENT OR SUBSTITUTION
- 15.0 EFFECTIVE DATE OF COMMENCEMENT OF CONTRACT
- 16.0 TIME – THE ESSENCE OF CONTRACT
- 17.0 THE LAWS AND JURISDICTION OF CONTRACT
- 18.0 EVENTS OF DEFAULT
- 19.0 CONSEQUENCES OF DEFAULT
- 20.0 PENALTY FOR DELAY
- 21.0 STATUTORY VARIATION IN TAXES AND DUTIES
- 22.0 FORCE MAJEURE
- 23.0 TRANSFER AND SUB-LETTING
- 24.0 RECOVERIES
- 25.0 WAIVER
- 26.0 INDEMNIFICATION

SECTION – IV: QUANTITY AND DELIVERY REQUIREMENT**SECTION – V: TECHNICAL SPECIFICATION OF LT POWER CABLE**

SECTION – I: REQUEST FOR QUOTATION**➤ 1.0 Event Information**

BRPL invites sealed tenders in 2 envelopes for SUPPLY OF 33KV XLPE INSULATED ALUMINIUM CONDUCTOR OFC EMBEDDED POWER CABLE OF SIZE 3CX400 SQ.MM from reputed manufacturers. The bidder must qualify the technical requirements as specified in clause 2.0 stated below. All envelopes shall be duly superscripted as — **“BID FOR SUPPLY OF 33KV XLPE INSULATED ALUMINIUM CONDUCTOR OFC EMBEDDED POWER CABLE OF SIZE 3CX400 SQ.MM “CMC/BR/23-24/RB/PR/FH/1105, DT 20.04.2023 DUE ON 10.05.2023”**

Sl.No.	Item	Technical Specification	Estimated Cost	Qty.	Delivery at
1	SUPPLY OF 33KV XLPE INSULATED ALUMINIUM CONDUCTOR OFC EMBEDDED POWER CABLE OF SIZE 3CX400 SQ.MM	BSES-TS-09-33CBL-R0	Rs 18.71 Crores	50 KM	New Delhi Stores

Note: Individual Drum Quantity may vary $\pm 5\%$. There will be no positive tolerance on the overall total order quantity. However (-) 2% will be allowed on overall order quantity.

The schedule of specifications with detail terms & conditions can be obtained from address given below against submission of non-refundable demand draft of **Rs.1180/-(With GST)** drawn in favour of BSES Rajdhani Power Ltd, payable at Delhi. The tender documents & detail terms and conditions can also be downloaded from the website **“www.bsesdelhi.com --> Tenders --> BSES Rajdhani Power Ltd --> Open Tenders”**.

In case tender papers are downloaded from the above website, then the bidder has to enclose a demand draft covering the cost of bid documents.

The bids shall be addressed to : Head
of Department
Contracts & Materials Deptt. BSES Rajdhani Power
Ltd. C&M Deptt.
1st Floor, C Block
BSES Bhawan, Nehru
Place New Delhi 110019

BRPL reserves the right to accept/reject any or all Tenders without assigning any reason thereof and alter the quantity of materials mentioned in the Tender documents by (\pm) 30% at the time of placing purchase orders.

Tender will be summarily rejected if:

➤ **Earnest Money Deposit (EMD)** of value INR 18,71,000/- is not deposited in shape of Bank



Draft/Pay Order/Banker's Cheque/BG drawn in favour of BSES Rajdhani Power Ltd, payable at Delhi.

- The offer does not contain "FOR NEW DELHI" price indicating break-up towards all taxes, duties & freight.
- Complete Technical details are not enclosed.

- Tender is received after due date and time.
- 2.0 Qualification Criteria:-

- 1) Bidder must have Dry cure and Dry cooling CCV/VCV line for manufacturing of 33kV and above voltage grade cables
- 2) The bidder should have own manufacturing facility for 33KV or higher voltage grade Power Cable since last 3 years.
- 3) The bidder should have plant installed capacity to supply of minimum 20kms per month
- 4) The bidder should have supplied at least 100km of 33KV 3C X 400sqmm or higher voltage or higher size & rating in last 5 years to any utilities/SEB's/PSU's/reputed company (where in the end user shall be Utility/SEB's/PSU's)
- 5) Performance certificate for minimum 2 year satisfactory performance for cable size 33KV 3C X 400sqmm or higher voltage or higher size & rating supplied in last 7 years from at least two utilities/SEB/ PSUs / reputed company (wherein the end user shall be Utility/SEB's/PSU's)

In case of bidder has a previous association with BRPL/BYPL for similar product and service, the performance feedback for that bidder by BRPL/BYPL shall only be considered irrespective of performance certificate issued by any third organization.

- 6) Bidder should have Average Annual Sales Turnover of Rs 300 Crores or more in last three (3) Financial Years.
- 7) The Bidder must possess valid ISO 9001:2015 certification and BIS License.
- 8) The Bidder shall submit an undertaking that "No Litigation" is pending with the BRPL or its Group/Associates Companies.
- 9) An undertaking (self-certificate) that the bidder has not been blacklisted/debarred by any central/state government institution/Electricity utilities
- 10) The bidder must have valid PAN No., GST Registration Number, in addition to other statutory compliances. The bidder must submit the copy of registrations and submit an undertaking that the bidder shall comply all the statutory compliances as per the laws/rules etc. before the start of the supply/work.

NOT: - For SL NO-4 of qualification criteria data to be submitted as per annexure-VII

3.0 Bidding and Award Process.

Bidders are requested to submit their offer strictly in line with this tender document. **NO DEVIATION IS ACCEPTABLE.** BRPL shall respond to the clarifications raised by various bidders and the same will be intimated to all participating bidders through website.

BID SUBMISSION

The bidders are required to submit the bids in 2(two) parts and submitted in 1 original + 1 duplicate to the following address

Head of Department

PART A: TECHNICAL BID comprising of following (in duplicate)

- ☐ EMD
- ☐ Non-refundable demand draft for Rs 1180/- in case the forms are downloaded from website
- ☐ Documentary evidence in support of qualifying criteria
- ☐ Technical Literature/ GTP/Type test report etc
- ☐ Qualified Manpower available
- ☐ Testing Facilities
- ☐ Original Tender documents duly stamped & signed on each page as token of acceptance
- ☐ Acceptance to Commercial Terms and Conditions viz Delivery schedule/period, Payment terms, BG etc
- ☐ Power of Attorney for signing the bid

PART B: FINANCIAL BID comprising (1 original only)

- ✓ Price strictly in the Format enclosed in SECTION V indicating Break up of basic price, taxes & duties, Freight etc

TIME SCHEDULE

The bidders should complete the following within the dates specified as under:

S.No.	Steps	Date
1	Date of sale of bid documents	20.04.2023 onwards
2	Last date of Queries, if any	01.05.2023, 1500 Hrs
3	Last date of receipt of bid documents	10.05.2023, 15:00 Hrs
4	Date & time of opening of tender – Part A	10.05.2023, 15:45 Hrs
5	Date & Time of opening of Part B of qualified bidders	Only Successful bidders

NOTE: In case last date of submission of bids & date of opening of bids is declared as holiday in BRPL office, the last date of submission will be following working day at the same time.

This is a two part bid process. Bidders are to submit the bids in 2(two) parts.

Both these parts should be furnished in separate sealed covers super scribing NIT no. DUE DATE OF SUBMISSION, with particulars as **PART-A TECHNICAL BID & COMMERCIAL TERMS & CONDITIONS and Part-B “FINANCIAL BID** and these sealed envelopes should again be placed in another sealed cover which shall be submitted before the due date & time specified.

Bidders are requested to submit the bid in one Original plus one copy in duplicate

Part – A: Technical Bid should not contain any cost information whatsoever and shall be submitted within the due date.

PART B: This envelope will be opened after techno-commercial evaluation and only of the qualified bidders.



The Purchaser reserves the right to assess bidder's capability to perform the contract, should the circumstances warrant such assessment in the overall interest of the purchaser. In this regard the decision of the purchaser is final.

Part –C : E- Bidding and Reverse Auction through SAP-SRM Module

Purchase reserves the right to use the reverse auction through SAP-SRM tool as an integral part of the entire tendering process. All the bidders who are techno-commercial qualified on the basis of tender requirements shall participate in reverse auction.

Notwithstanding anything stated above, the Purchaser reserves the right to assess bidders capability to perform the contract, should the circumstances warrant such assessment in the overall interest of the purchaser. In this regard the decision of the purchaser is final.

BIDS RECEIVED AFTER DUE DATE AND TIME MAY BE LIABLE TO REJECTION

4.0 Award Decision

The purchaser reserves all the rights to award the contract to one or more bidders so as to meet the delivery requirement or nullify the award decision without any reason.

In the event of your bid being selected by purchaser (and / or its affiliates) and you subsequent DEFAULT on your bid; you will be required to pay purchaser (and / or its affiliates) an amount equal to the difference in your bid and the next lowest bid on the quantity declared in NIT/RFQ.

In case any supplier is found unsatisfactory during the delivery process, the award will be cancelled and BRPL reserves the right to award other suppliers who are found fit.

QTY VARIATION: The purchaser reserves the rights to vary the quantity by (\pm) **30%** of the tender quantity.

Repeat Order: BRPL reserves the right to place repeat order at the same rates & terms and conditions as per this tender against additional requirement subject to mutual agreement between BRPL & supplier

5.0 Market Integrity

We have a fair and competitive marketplace. The rules for bidders are outlined in the Terms & Conditions. Bidders must agree to these rules prior to participating. In addition to other remedies available, we reserves the right to exclude a bidder from participating in future markets due to the bidder's violation of any of the rules or obligations contained in the Terms & Condition. Bidders who violates the marketplace rules or engage in behavior that disrupts the fair execution of the marketplace restricts a bidder to length of time, depending upon the seriousness of the violation. Examples of violations include, but are not limited to:

- ❖ Failure to honor prices submitted to the marketplace.
- ❖ Breach of the terms of the published in Request for Quotation/NIT.

6.0 Supplier Confidentiality

All information contained in this RFQ is confidential and shall not be disclosed, published or advertised in any manner without written authorization from BRPL. This includes all bidding information submitted.

All RFQ documents remain the property of BRPL and all suppliers are required to return these documents to BRPL upon request.



Suppliers who do not honor these confidentiality provisions will be excluded from participating in future bidding events.

7.0 Contact Information

Technical clarification, if any, as regards this RFQ shall be sought in writing and sent by post/courier to following address. The same shall not be communicated through email/phone

Contact Person	Technical	Commercial
	to CES	To:- faiyaz.hussain@relianceada.com
	Copy to : Pankaj Goyal	Copy to : Pankaj Goyal
Address	BSES RAJDHANI Power Ltd ,5th Floor , 20 No Building, Nehru Place,New Delhi 110019	C&M Deptt. 1st Floor , D-Block, BSES RAJDHANI Power Ltd BSES Bhawan, Nehru Place, New Delhi 110019
Email	Amit.as.tomar@relianceada.com	Pankaj.goyal@relianceada.com

SECTION – II: INSTRUCTION TO BIDDERS

A. GENERAL

1.00

BSES Rajdhani Power Ltd hereinafter referred to as “The Purchaser “are desirous of implementing the various Systems Improvement/Repair & Maintenance works at their respective licensed area in Delhi. The Purchaser has now floated this tender for procurement of material as notified earlier in this bid

2.00 SCOPE OF WORK

The scope shall include Design, Manufacture, Testing at works conforming to the Technical Specifications/IS along with Packing, Forwarding, Transportation and Unloading and proper stacking at Purchaser's stores/site.

3.00 DISCLAIMER

- This Document includes statements, which reflect various assumptions, which may or may not be correct. Each Bidder/Bidding Consortium should conduct its own estimation and analysis and should check the accuracy, reliability and completeness of the information in this Document and obtain independent advice from appropriate sources in their own interest.
- Neither Purchaser nor its employees will have any liability whatsoever to any Bidder or any other person under the law or contract, the principles of restitution or unjust enrichment or otherwise for any loss, expense or damage whatsoever which may arise from or be incurred or suffered in connection with anything contained in this Document, any matter deemed to form part of this Document, provision of Services and any other information supplied by or on behalf of Purchaser or its employees, or otherwise arising in any way from the selection process for the Supply.
- Though adequate care has been taken while issuing the Bid document, the Bidder should satisfy itself that Documents are complete in all respects. Intimation of any discrepancy shall be given to this office immediately.
- This Document and the information contained herein are Strictly Confidential and are for the use of only the person(s) to whom it is issued. It may not be copied or distributed by the recipient to third parties (other than in confidence to the recipient's professional advisors).

4.00 COST OF BIDDING

The Bidder shall bear all cost associated with the preparation and submission of its Bid and Purchaser will in no case be responsible or liable for those costs.

B. BIDDING DOCUMENTS

The Scope of Work, Bidding Procedures and Contract Terms are described in the Bidding Documents as follows:

Volume - I

- | | |
|---|------------------------------|
| <input type="checkbox"/> Request for Quotation (RFQ) | - Section - I |
| <input type="checkbox"/> Instructions to Bidders (ITB) | - Section - II |
| <input type="checkbox"/> Terms & Conditions of Contract (T&C) | - Section - III |
| <input type="checkbox"/> Delivery schedule | - Section IV |
| <input type="checkbox"/> Technical Specifications (TS) | - Section V (Pages Enclosed) |

Volume - II

- | | |
|--|-----------------|
| <input type="checkbox"/> Price Format | - Annexure -I |
| <input type="checkbox"/> Bid Form | - Annexure -II |
| <input type="checkbox"/> Acceptance Form for Reverse Auction | - Annexure -III |
| <input type="checkbox"/> EMD BG Format | - Annexure -IV |

- ☐ Commercial Terms & Conditions- Annexure –V
- ☐ No Deviation Sheet - Annexure –VI

5.00 The Bidder is expected to examine the Bidding Documents, including all Instructions, Forms, Terms and Specifications. Failure to furnish all information required by the Bidding Documents or submission of a Bid not substantially responsive to the Bidding Documents in every respect will may result in the rejection of the Bid.

6.00 AMENDMENT OF BIDDING DOCUMENTS

6.01- At any time prior to the deadline for submission of Bids, the Purchaser may for any reasons, whether at its own initiative or in response to a clarification requested by a prospective Bidder, modify the Bidding Documents by Amendment.

6.02- The Amendment shall be part of the Bidding Documents, pursuant to Clause 6.01, and it Will be notified in web site www.bsesdelhi.com and the same will be binding on them.

- In order to afford prospective Bidders reasonable time in which to take the Amendment into account in preparing their Bids, the Purchaser may, at its discretion, extend the deadline for the submission of Bids. The same shall be published as a corrigendum in website www.bsesdelhi.com

- Purchaser shall reserve the rights to following

- extend due date of submission
- modify tender document in part/whole
- cancel the entire tender

Bidders are requested to visit website regularly for any modification/clarification/corrigendum/addendum of the bid documents

C. PREPARATION OF BIDS

7.0 LANGUAGE OF BID

The Bid prepared by the Bidder, and all correspondence and documents relating to the Bid exchanged by the Bidder and the Purchaser, shall be written in the English Language. Any printed literature furnished by the Bidder may be written in another Language, provided that this literature is accompanied by an English translation, in which case, for purposes of interpretation of the Bid, the

English translation shall govern.

8.0 DOCUMENTS COMPRISING THE BID

The Bid prepared and submitted by the Bidder shall comprise the following components:

- ☐ Bid Form, Price & other Schedules (STRICTLY AS PER FORMAT) and Technical Data Sheets completed in accordance with Technical Specification.
- ☐ All the Bids must be accompanied with the required EMD as mentioned in the Section-I against each tender.
- ☐ Tender documents duly stamped and signed on each page by authorized signatory.

9.0 BID FORM

9.01 The Bidder shall submit one "Original" and one "Copy" of the Bid Form and the appropriate Price Schedules and Technical Data Sheets duly filled in as per attached specification (Section VIII) enclosed with the Bidding Documents.

9.02 EMD

Pursuant to Clause 8.0(b) above, the bidder shall furnish, as part of its bid, a EMD amounting to as specified in the Section-I. The EMD is required to protect the Purchaser against the risk of Bidder's conduct which would warrant forfeiture.

The EMD shall be denominated in any of the following form:

- ☐ Bank Draft/Pay Order/Banker's Cheque/BG drawn in favour of BSES Rajdhani Power Ltd, payable at Delhi.
- ☐ A bank guarantee issued by any scheduled bank strictly as per the format enclosed and shall be valid for a period of thirty (30) days beyond the validity of the bid

The EMD may be forfeited in case of:

- ✓ the Bidder withdraws its bid during the period of specified bid validity or
- ✓ the case of a successful Bidder, if the Bidder does not
 - accept the Purchase Order, or
 - Furnish the required performance security BG.

Then buyer shall, without prejudice to any other right or remedy, be at liberty to forfeit of the earnest money absolutely.

10.0 BID PRICES

- Bidders shall quote for the entire Scope of Supply with a break-up of prices for individual items. The total Bid Price shall also cover all the Supplier's obligations mentioned in or reasonably to be inferred from the Bidding Documents in respect of Design, Supply, Transportation to site, all in accordance with the requirement of Bidding Documents. The Bidder shall complete the appropriate Price Schedules included herein, stating the Unit Price for each item & total Price.

- The prices offered shall be inclusive of all costs as well as Duties, Taxes and Levies paid or payable during execution of the supply work, breakup of price constituents, should be there.

Prices quoted by the Bidder shall be "**Firm**" and not subject to any price adjustment during the performance of the Contract. **A Bid submitted with an adjustable price/Price Variation Clause will be treated as non-responsive and rejected.**

11.0 BID CURRENCIES

Prices shall be quoted in Indian Rupees Only.

12.0 PERIOD OF VALIDITY OF BIDS

12.01- Bids shall remain valid for 120 days from the due date of submission of the Bid.

12.02 -Notwithstanding Clause 12.01 above, the Purchaser may solicit the Bidder's consent to an extension of the Period of Bid Validity. The request and the responses thereto shall be made in writing and sent by post/courier

13.0 ALTERNATIVE BIDS

Bidders shall submit Bids, which comply with the Bidding Documents. Alternative Bids will not be considered. The attention of Bidders is drawn to the provisions regarding the rejection of Bids in the terms and conditions, which are not substantially responsive to the requirements of the Bidding Documents.

14.0 FORMAT AND SIGNING OF BID

The original Bid Form and accompanying documents (as specified in Clause 9.0), clearly marked "Original Bid" plus one copy must be received by the Purchaser at the date, time and place specified pursuant to Clauses 15.0 and 16.0. In the event of any discrepancy between the original and the copies, the original shall govern.

The original and copy of the Bid shall be typed or written in indelible ink and shall be signed by the Bidder or a person or persons duly authorized to sign on behalf of the Bidder. Such authorization shall be indicated by written Power-of-Attorney accompanying the Bid.

The Bid shall contain no interlineations, erasures or overwriting except as necessary to correct errors made by the Bidder, in which case such corrections shall be initialed by the person or persons signing the Bid.

D. SUBMISSION OF BIDS**15.0 SEALING AND MARKING OF BIDS**

Bid submission: One original & one Copy (hard copies) of all the Bid Documents shall be sealed and submitted to the Purchaser before the closing time for submission of the bid.

The Technical Documents and the EMD shall be enclosed in a sealed envelope and the said envelope shall be subscribed with —“**Technical & EMD**“. The price bid shall be inside another sealed envelope with subscribed as “Financial Bid“. Both these envelopes shall be sealed inside another big envelope. All the envelopes should bear the Name and Address of the Bidder and marking for the Original and Copy. The envelopes should be subscribed with —“Tender Notice No.& Due date of opening“.

The Bidder has the option of sending the Bids in person. Bids submitted by Email/Telex/Telegram /Fax will be rejected. No request from any Bidder to the Purchaser to collect the proposals from Courier/Airlines/Cargo Agents etc shall be entertained by the Purchaser.

16.0 DEADLINE FOR SUBMISSION OF BIDS

The original Bid, together with the required copies, must be received by the Purchaser at the address specified no **later than the due date specified earlier**

The Purchaser may, at its discretion, extend the deadline for the submission of Bids by amending the Bidding Documents in accordance with Clause 9.0, in which case all rights and obligations of the Purchaser and Bidders previously subject to the deadline will thereafter be subject to the deadline as extended

17.0 ONE BID PER BIDDER

Each Bidder shall submit only one Bid by itself. No Joint Venture is acceptable. A Bidder who submits or participates in more than one Bid will cause all those Bids to be rejected.

18.0 LATE BIDS

Any Bid received by the Purchaser after the deadline for submission of Bids prescribed by the Purchaser, pursuant to Clause 16.0, will be declared "Late" and may be rejected and returned unopened to the Bidder.

19.0 MODIFICATIONS AND WITHDRAWAL OF BIDS

The Bidder is not allowed to modify or withdraw its Bid after the Bid's submission.

E. EVALUATION OF BID

20.0 PROCESS TO BE CONFIDENTIAL

Information relating to the examination, clarification, evaluation and comparison of Bids and recommendations for the award of a contract shall not be disclosed to Bidders or any other persons not officially concerned with such process. Any effort by a Bidder to influence the Purchaser's processing of Bids or award decisions may result in the rejection of the Bidder's Bid.

21.0 CLARIFICATION OF BIDS

To assist in the examination, evaluation and comparison of Bids, the Purchaser may, at its discretion, ask the Bidder for a clarification of its Bid. All responses to requests for clarification shall be in writing and no change in the price or substance of the Bid shall be sought, offered or permitted.

22.0 PRELIMINARY EXAMINATION OF BIDS / RESPONSIVENESS

22.01 Purchaser will examine the Bids to determine whether they are complete, whether any computational errors have been made, whether required sureties have been furnished, whether the documents have been properly signed, and whether the Bids are generally in order. Purchaser may ask for submission of original documents in order to verify the documents submitted in support of qualification criteria.

22.02 Arithmetical errors will be rectified on the following basis. If there is a discrepancy between the unit price and the total price per item that is obtained by multiplying the unit price and quantity, the unit price shall prevail and the total price per item will be corrected. If there is a discrepancy between the Total Amount and the sum of the total price per item, the sum of the total price per item shall prevail and the Total Amount will be corrected.

22.03 Prior to the detailed evaluation, Purchaser will determine the substantial responsiveness of each Bid to the Bidding Documents including production capability and acceptable quality of the Goods offered. A substantially responsive Bid is one, which conforms to all the terms and conditions of the Bidding Documents without material deviation.

22.04 Bid determined as not substantially responsive will be rejected by the purchaser and/or the Purchaser and may not subsequently be made responsive by the Bidder by correction of the non-conformity.

23.0 EVALUATION AND COMPARISON OF BIDS

The evaluation of Bids shall be done based on the delivered cost competitiveness basis.

23.01 The evaluation of the Bids shall be a stage-wise procedure. The following stages are identified for evaluation purposes: In the first stage, the Bids would be subjected to a responsiveness check. The Technical Proposals and the Conditional ties of the Bidders would be evaluated.

23.02 Subsequently, the Financial Proposals along with Supplementary Financial Proposals, if any, of Bidders with Techno-commercially Acceptable Bids shall be considered for final evaluation.

23.03 The Purchaser's evaluation of a Bid will take into account, in addition to the Bid price, the following factors, in the manner and to the extent indicated in this Clause:

- ☐ Delivery Schedule
- ☐ Conformance to Qualifying Criteria
- ☐ Deviations from Bidding Documents

Bidders shall base their Bid price on the terms and conditions specified in the Bidding Documents.

The cost of all quantifiable deviations and omissions from the specification, terms and conditions specified in Bidding Documents shall be evaluated. The Purchaser will make its own assessment of the cost of any deviation for the purpose of ensuring fair comparison of Bids.

23.04 Any adjustments in price, which result from the above procedures, shall be added for the purposes of comparative evaluation only to arrive at an "Evaluated Bid Price". Bid Prices quoted by Bidders shall remain unaltered.

F. AWARD OF CONTRACT

24.0 CONTACTING THE PURCHASER

24.01 If any Bidder wishes to contact the Purchaser on any matter related to the Bid, from the time of Bid opening to the time of contract award, the same shall be done in writing only.

24.02 Any effort by a Bidder to influence the Purchaser and/or in the Purchaser's decisions in respect of Bid evaluation, Bid comparison or Contract Award, will result in the rejection of the Bidder's Bid.

25.0 THE PURCHASER 'S RIGHT TO ACCEPT ANY BID AND TO REJECT ANY OR ALL BIDS

Submission of bids shall not automatically construe qualification for evaluation. The Purchaser reserves the right to accept or reject any Bid and to annul the Bidding process and reject all Bids at any time prior to award of Contract, without thereby incurring any liability to the affected Bidder or Bidders or any obligation to inform the affected Bidder or Bidders of the grounds for the Purchaser's action.

26.0 AWARD OF CONTRACT

The Purchaser will award the Contract to the successful Bidder whose Bid has been determined to be the lowest-evaluated responsive Bid, provided further that the Bidder has been determined to be

qualified to satisfactorily perform the Contract. Purchaser reserves the right to award order to other bidders in the tender, provided it is required for timely execution of project & provided he agrees to come to the lowest rate. Purchaser reserves the right to distribute the entire tender quantity at its own discretion without citing any reasons thereof.

26.01 Splitting of tendered quantity among two or more bidders:

BSES reserves the right to split the tender quantity among techno- commercially qualified bidders on account of delivery requirement in tender quantity under procurement.

For arranging timely procurement of material and to have uniform practice of distribution of quantity amongst eligible bidders, following procedure shall be applicable:

The tender quantity shall be split in following ratio:

(i) If the quantity is to be split among 2 bidders, it will be done in the ratio of 70:30 on L1 price.

Any deviation in regards to above will have deviation approval from management.

27.0 THE PURCHASER 'S RIGHT TO VARY QUANTITIES

The Purchaser reserves the right to vary the quantity i.e. increase or decrease the numbers/quantities without any change in terms and conditions during the execution of the Order.

28.0 LETTER OF INTENT/ NOTIFICATION OF AWARD

The letter of intent/ Notification of Award shall be issued to the successful Bidder whose bids have been considered responsive, techno-commercially acceptable and evaluated to be the lowest (L1). The successful Bidder shall be required to furnish a letter of acceptance within 7 days of issue of the letter of intent /Notification of Award by Purchaser.

29.0 PERFORMANCE BANK GAURANTEE

The successful Bidder shall furnish the Performance Bank Guarantee for an amount of 10% (Ten percent) of the Contract Price. The Performance Bond shall be valid for a period of 24 months from the date of Commissioning or 30 months from the date of last dispatch whichever is earlier plus 3 months claim period. Upon submission of the performance security, the EMD shall be released.

30.0 CORRUPT OR FRADULENT PRACTICES

30.01 The Purchaser requires that the Bidders observe the highest standard of ethics during the procurement and execution of the Project. In pursuance of this policy, the Purchaser:

(a) Defines, for the purposes of this provision, the terms set forth below as follows:

- "Corrupt practice" means behavior on the part of officials in the public or private sectors by which they improperly and unlawfully enrich themselves and/or those close to them ,or induce others to do so, by misusing the position in which they are placed, and it includes the offering, giving, receiving, or soliciting of anything of value to influence the action of any such official in the procurement process or in contract execution; and
 - "Fraudulent practice" means a misrepresentation of facts in order to influence a

procurement process or the execution of a contract to the detriment of the Purchaser, and includes collusive practice among Bidders (prior to or after Bid submission) designed to establish Bid prices at artificial non -competitive levels and to deprive the Purchaser of the benefits of free and open competition.
- (b) Will reject a proposal for award if it determines that the Bidder recommended for award has engaged in corrupt or fraudulent practices in competing for the contract in question
;
- (c) Will declare a firm ineligible, either indefinitely or for a stated period of time, to be awarded a contract if it at any time determines that the firm has engaged in corrupt or fraudulent practices in competing for, or in executing, a contract.

Furthermore, Bidders shall be aware of the provision stated in the Terms and Condition of Contract.

SECTION – III: TERMS AND CONDITIONS

1.0 General Instructions

- 1.01 All the Bids shall be prepared and submitted in accordance with these instructions.
- 1.02 Bidder shall bear all costs associated with the preparation and delivery of its Bid, and the Purchaser will in no case shall be responsible or liable for these costs.
- 1.03 The Bid should be submitted by the Bidder in whose name the bid document has been issued and under no circumstances it shall be transferred /sold to the other party.
- 1.04 The Purchaser reserves the right to request for any additional information and also reserves the right to reject the proposal of any Bidder, if in the opinion of the Purchaser, the data in support of RFQ requirement is incomplete.
- 1.05 The Bidder is expected to examine all instructions, forms, terms & conditions and specifications in the Bid Documents. Failure to furnish all information required in the Bid Documents or submission of a Bid not substantially responsive to the Bid Documents in every respect may result in rejection of the Bid. However, the Purchaser's decision in regard to the responsiveness and rejection of bids shall be final and binding without any obligation, financial or otherwise, on the Purchaser.

2.0 Definition of Terms

- 2.01 "Purchaser" shall mean BSES Rajdhani Power Limited, on whose behalf this bid enquiry is issued by its authorized representative / officers.
- 2.02 "Bidder" shall mean the firm who quotes against this bid enquiry issued by the Purchaser. "Supplier" or "Suppliers" shall mean the successful Bidder and/or Bidders whose bid has been accepted by the Purchaser and on whom the "Letter of Acceptance" is placed by the Purchaser and shall include his heirs, legal representatives, successors and permitted assigns wherever the context so admits.
- 2.03 "Supply" shall mean the Scope of Contract as described.
- 2.04 "Specification" shall mean collectively all the terms and stipulations contained in those portions of this bid document known as RFQ, Commercial Terms & Condition, Instructions to Bidders, Technical Specifications and the Amendments, Revisions, Deletions or Additions, as may be made by the Purchaser from time to time.
- 2.05 "Letter of Acceptance" shall mean the official notice issued by the Purchaser notifying the Supplier that his proposal has been accepted and it shall include amendments thereto, if any, issued by the Purchaser. The "Letter of Acceptance" issued by the Purchaser shall be binding on the "Supplier" The date of Letter of Acceptance shall be taken as the effective date of the commencement of contract.
- 2.06 "Month" shall mean the calendar month and "Day" shall mean the calendar day.

2.07 “Codes and Standards” shall mean all the applicable codes and standards as indicated in the Specification.

2.08 “Offer Sheet” shall mean Bidder's firm offer submitted to BRPL in accordance with the specification.

2.09 “Contract” shall mean the “Letter of Acceptance/Purchase Order” issued by the Purchaser.

2.10 “Contract Price” shall mean the price referred to in the “Letter of Acceptance/Purchase Order”.

2.11 “Contract Period” shall mean the period during which the “Contract” shall be executed as agreed between the Supplier and the Purchaser in the Contract inclusive of extended contract period for reason beyond the control of the Supplier and/or Purchaser due to force Majeure.

2.12 “Acceptance” shall mean and deemed to include one or more of the following as will be stipulated in the specification:

- a) The written acceptance of material by the inspector at suppliers works to ship the materials.
- b) Acceptance of material at Purchaser site stores after its receipt and due inspection/ testing and release of material acceptance voucher.
- c) Where the scope of the contract includes supply, acceptance shall mean issue of necessary equipment / material takeover receipt after installation & commissioning and final acceptance.

3.0 Contract Documents & Priority

3.01 Contract Documents: The terms and conditions of the contract shall consist solely of these RFQ conditions and the offer sheet.

4.0 Scope of Supply -General

4.01 The “Scope of Supply” shall be on the basis of Bidder’s responsibility, completely covering the obligations, responsibility and supplies provided in this Bid enquiry whether implicit or explicit.

4.02 Bidder shall have to quote for the Bill of quantities as listed in Section – IV of this RFQ.

4.03 Quantity variation and additional requirement if any shall be communicated to successful bidder during project execution.

4.04 All relevant drawings, data and instruction manuals.

5.0 Quality Assurance and Inspection

5.01 Immediately on award of contract, the bidder shall prepare detailed quality assurance plan / test procedure identifying the various stages of manufacture, quality checks performed at each stage, raw material inspection and the Customer hold points. The document shall also furnish details of method of checking, inspection and acceptance standards / values and get the approval of Purchaser before proceeding with manufacturing. However, Purchaser shall have right to review the inspection reports, quality checks and results of suppliers in house inspection department which are not Customer hold points and the supplier shall comply with the remarks made by purchaser or his representative on such reviews with regards to further testing, rectification or rejection, etc. In case of standard items, BRPL shall forward the standard QAP which is to be follow by vendor during manufacturing.

5.02 Witness and Hold points are critical steps in manufacturing, inspection and testing where the supplier is obliged to notify the Purchaser in advance so that it may be witnessed by the Purchaser. Final inspection is a mandatory hold point. The supplier to proceed with the work past a hold point only after clearance by purchaser or a witness waiver letter from BRPL.

5.03 The performance of waiver of QA activity by Purchaser at any stage of manufacturing does not relieve the supplier of any obligation to perform in accordance with and meet all the requirements of the procurement documents and also all the codes & reference documents mentioned in the procurement document nor shall it preclude subsequent rejection by the purchaser.

5.04 On completion of manufacturing the items can only be dispatched after receipt of dispatch instructions issued by the Purchaser.

5.05 All in-house testing and inspection shall be done without any extra cost. The in-house inspection shall be carried out in presence of BSES/BSES authorized third party inspection agency. Cost of Futile/abortive visit(s) shall be debited from the invoices.

5.06 Purchaser reserves the right to send any material being supplied to any recognized laboratory for testing, wherever necessary and the cost of testing shall be borne by the Bidder. In case the material is found not in order with the technical requirement / specification, the charges along with any other penalty which may be levied is to be borne by the bidder. To avoid any complaint the supplier is advised to send his representative to the stores to see that the material sent for testing is being sealed in the presence of bidder's representative.

6.0 Packing, Packing List & Marking

6.01 Packing: Supplier shall pack or shall cause to be packed all Commodities in crates/boxes/drums/containers/cartons and otherwise in such a manner as shall be reasonably suitable for shipment by road or rail to BRPL, Delhi/New Delhi stores/site without undue risk of damage in transit.

6.02 Packing List: The contents of each package shall be itemized on a detailed list showing the exact weight, extreme outside dimensions (length, width and weight) of each container/box/drum/carton, Item SAP Code, PO No & date. One copy of the packing list shall be enclosed in each package delivered.

7.0 Price basis for supply of materials

Bidder to quote their prices on Landed Cost Basis and separate price for each item. FIRM prices for supply to BRPL site/ stores inclusive of packing, forwarding, loading at manufacturer's premises, Freight & GST.

The above supply prices shall also include unloading at BRPL Delhi/New Delhi stores/site.

Transit insurance will be arranged by Purchaser; however bidder to furnish required details in advance for arranging the same by Purchaser.

8.0 Terms of payment and billing

8.01 For Supply of Equipments:

100% payment shall be made within 45 days from the date of receipt of material at store/ site

8.02 Bidder to submit the following documents against dispatch of each consignment:

- i. Consignee copy of LR
- ii. Supplier detailed invoice showing commodity description, quantity, unit price, total price and basis of delivery.
- iii. Original certificate issued by BRPL confirming receipt of material at site and acceptance of the same.
- iv. Dispatch clearance & inspection report issued by the inspection authority
- v. Packing List.
- vi. Test Reports
- vii. Guarantee Certificate.

9.0 Price Validity

9.01 All bids submitted shall remain valid, firm and subject to unconditional acceptance by BRPL Delhi as mentioned earlier, the prices shall remain valid and firm till contract completion.

10.0 Performance Guarantee

10.01 The bidder shall establish a performance bond in favor of BRPL in an amount not less than ten percent (10%) of the total price of the Contract (the "Performance Bond"). The Performance Bond shall be valid for a period of 24 months from the date of Commissioning or 30 months from the date of last dispatch whichever is earlier plus 3 months claim period.

10.02 Bank guarantee shall be drawn in favor of BSES Rajdhani Power Ltd as applicable. The performance Bank guarantee shall be in the format as specified by BRPL.

11.0 Forfeiture

Each Performance Bond established under Clause 10.0 shall contain a statement that it shall be automatically and unconditionally forfeited without recourse and payable against the presentation by BRPL of this Performance Bond, to the relevant bank referred to above, together with a simple statement that supplier has failed to comply with any term or condition set forth in the Contract.

Each Performance BG established under will be automatically and unconditionally forfeited without recourse if BRPL in its sole discretion determines that supplier has failed to comply with any term or condition set forth in the contract.

12.0 Release

All Performance Bonds will be released without interest within seven (7) days from the last date up to which the Performance Bond has to be kept valid (as defined in Clause 10.0) except for the case set forth in Clause 21.0.

13.0 Warranty/Defects Liability Period

13.01 The bidder to guarantee the materials / items supplied against any defect of failure, which arise due to faulty materials, workmanship or design for the entire defects liability period. The Defect liability period shall be 60 months from the date of commissioning or 66 months from the date of delivery whichever is earlier. If during the defects liability period any materials / items are found to be defective,

these shall be replaced or rectified by the bidder at his own cost within 30 days from the date of receipt of intimation.

14.0 Return, Replacement or Substitution.

BRPL shall give Supplier notice of any defective Commodity promptly after becoming aware thereof. BRPL may in its discretion elect to return defective Commodities to Supplier for replacement, free of charge to BRPL, or may reject such Commodities and purchase the same or similar Commodities from any third party. In the latter case BRPL shall furnish proof to Supplier of the cost of such substitute purchase. In either case, all costs of any replacement, substitution, shipping, labour and other related expenses incurred in connection with the return and replacement or for the substitute purchase of a Commodity hereunder should be for the account of Supplier. BRPL may set off such costs against any amounts payable by BRPL to Supplier. Supplier shall reimburse BRPL for the amount, if any, by which the price of a substitute Commodity exceeds the price for such Commodity as quoted in the Bid.

15.0 Effective Date of Commencement of Contract:

15.01 The date of the issuance of the Letter of Acceptance/Purchase Order shall be treated as the effective date of the commencement of Contract.

16.0 Time – The Essence of Contract

16.01 The time and the date of completion of the "Supply" as stipulated in the Letter of Acceptance / Purchase order issued to the Supplier shall be deemed to be the essence of the "Contract". The Supply has to be completed not later than the aforesaid Schedule and date of completion of supply.

17.0 The Laws and Jurisdiction of Contract:

17.01 The laws applicable to this Contract shall be the Laws in force in India.

17.02 All disputes arising in connection with the present Contract shall be settled amicably by mutual consultation failing which shall be finally settled as per the rules of Arbitration and Conciliation Act, 1996 at the discretion of Purchaser. The venue of arbitration shall be at Mumbai in India

18.0 Events of Default

18.01 Events of Default. Each of the following events or occurrences shall constitute an event of default ("Event of Default") under the Contract:

- (a) Supplier fails or refuses to pay any amounts due under the Contract;
- (b) Supplier fails or refuses to deliver Commodities conforming to this RFQ/ specifications, or fails to deliver Commodities within the period specified in P.O. or any extension thereof
- (c) Supplier becomes insolvent or unable to pay its debts when due, or commits any act of bankruptcy, such as filing any petition in any bankruptcy, winding-up or reorganization proceeding, or acknowledges in writing its insolvency or inability to pay its debts; or the Supplier's creditors file any petition relating to bankruptcy of Supplier;

- (d) Supplier otherwise fails or refuses to perform or observe any term or condition of the Contract and such failure is not remediable or, if remediable, continues for a period of 30 days after receipt by the Supplier of notice of such failure from BRPL.

19.0 Consequences of Default.

- (a) If an Event of Default shall occur and be continuing, BRPL may forthwith terminate the Contract by written notice.
- (b) In the event of an Event of Default, BRPL may, without prejudice to any other right granted to it by law, or the Contract, take any or all of the following actions;
 - (i) present for payment to the relevant bank the Performance Bond;
 - (ii) Purchase the same or similar Commodities from any third party; and/or
 - (iii) Recover any losses and/or additional expenses BRPL may incur as a result of Supplier's default.

20.0 Penalty for Delay

20.01 If supply of items / equipments is delayed beyond the supply schedule as stipulated in purchase order then the Supplier shall be liable to pay to the Purchaser as penalty for delay, a sum of 1% (one percent) of the basic (ex-works) price for every week delay or part thereof for individual mile stone deliveries.

20.02 The total amount of penalty for delay under the contract will be subject to a maximum of ten percent (10%) of the basic (ex-works) price

20.03 The Purchaser may, without prejudice to any method of recovery, deduct the amount for such damages from any amount due or which may become due to the Supplier or from the Performance Bond or file a claim against the supplier.

21.0 Statutory variation in Taxes and Duties

The total order value shall be adjusted on account of any variations in Statutory Levies imposed by Competent Authorities by way of fresh notification(s) within the stipulated delivery period only. However, in case of reduction in taxes, duties and levies, the benefits of the same shall be passed on to BUYER.

22.0 Force Majeure

22.01 General

An "Event of Force Majeure" shall mean any event or circumstance not within the reasonable control directly or indirectly, of the Party affected, but only if and to the extent that:

- (i) Such event or circumstance materially and adversely affects the ability of the affected Party to perform its obligations under this Contract, and the affected Party has taken all reasonable precautions, due care and reasonable alternative measures in order to prevent or avoid the effect of such event on the affected party's ability to perform its obligations under this Contract and to mitigate the consequences thereof.
- (ii) For the avoidance of doubt, if such event or circumstance would not have materially and adversely affected the performance of the affected party had such affected party followed
- (iii) good industry practice, such event or circumstance shall not constitute force majeure.

(iv) Such event is not the direct or indirect result of the failure of such Party to perform any of its obligations under this Contract.

(v) Such Party has given the other Party prompt notice describing such events, the effect thereof and the actions being taken in order to comply with above clause.

22.02 Specific Events of Force Majeure subject to the provisions of above clause, Events of Force Majeure shall include only the following to the extent that they or their consequences satisfy the above requirements :

(i) The following events and circumstances:

- a) Effect of any natural element or other acts of God, including but not limited to storm, flood, earthquake, lightning, cyclone, landslides or other natural disasters.
- b) Explosions or fires

(ii) War declared by the Government of India, provided that the ports at Mumbai are declared as a war zone.

(iii) Dangers of navigation, perils of the sea.

22.03 Notice of Events of Force Majeure If a force majeure event prevents a party from performing any obligations under the Contract in part or in full, that party shall:

- i) Immediately notify the other party in writing of the force majeure events within 7(seven) working days of the occurrence of the force majeure event
- ii) Be entitled to suspend performance of the obligation under the Contract which is affected by force majeure event for the duration of the force majeure event.
- iii) Use all reasonable efforts to resume full performance of the obligation as soon as practicable
- iv) Keep the other party informed of all such efforts to resume full performance of the obligation on a regular basis.
- v) Provide prompt notice of the resumption of full performance or obligation to the other party.

22.04 Mitigation of Events of Force Majeure Each Party shall:

- Make all reasonable efforts to prevent and reduce to a minimum and mitigate the effect of any delay occasioned by an Event of Force Majeure including recourse to alternate methods of satisfying its obligations under the Contract;
- Use its best efforts to ensure resumption of normal performance after the termination of any Event of Force Majeure and shall perform its obligations to the maximum extent practicable as agreed between the Parties; and
- Keep the other Party informed at regular intervals of the circumstances concerning the event of Force Majeure, with best estimates as to its likely continuation and what measures or contingency planning it is taking to mitigate and or terminate the Event of Force Majeure.

22.05 Burden of Proof In the event that the Parties are unable in good faith to agree that a Force Majeure event has occurred to an affected party, the parties shall resolve their dispute in accordance with the provisions of this Agreement. The burden of proof as to whether or not a force majeure event has occurred shall be upon the party claiming that the force majeure event has occurred and that it is the affected party.

22.06 Termination for Certain Events of Force Majeure. If any obligation of any Party under the Contract is or is reasonably expected to be delayed or prevented by a Force Majeure event

for a continuous period of more than 3 months, the Parties shall promptly discuss in good faith how to proceed with a view to reaching a solution on mutually agreed basis. If a solution on mutually agreed basis cannot be arrived at within a period of 30 days after the expiry of the period of three months, the Contract shall be terminated after the said period of 30 days and neither Party shall be liable to the other for any consequences arising on account of such termination.

22.07 Limitation of Force Majeure event. The Supplier shall not be relieved of any obligation under the Contract solely because cost of performance is increased, whether as a consequence of adverse economic consequences or otherwise.

22.08 Extension of Contract Period due to Force Majeure event The Contract period may be extended by mutual agreement of Parties by way of an adjustment on account of any period during which an obligation of either Party is suspended due to a Force Majeure event.

22.09 Effect of Events of Force Majeure. Except as otherwise provided herein or may further be agreed between the Parties, either Party shall be excused from performance and neither Party shall be construed to be in default in respect of any obligations here under, for so long as failure to perform such obligations shall be due to an event of Force Majeure."

23.0 Transfer and Sub-Letting

23.01 The Supplier shall not sublet, transfer, assign or otherwise part with the Contract or any part thereof, either directly or indirectly, without prior written permission of the Purchaser.

24.0 Recoveries

24.01 Whenever under this contract any money is recoverable from and payable by the bidder, the purchaser shall be entitled to recover such sum by appropriating in part or in whole by deducting any sum due to which any time thereafter may become due from the supplier in this or any other contract. Should the sum be not sufficient to cover the full amount recoverable the bidder shall pay to the purchaser on demand the remaining

25.0 Waiver

25.01 Failure to enforce any condition herein contained shall not operate as a waiver of the condition itself or any subsequent breach thereof.

26.0 Indemnification

Notwithstanding contrary to anything contained in this RFQ, Supplier shall at his costs and risks make good any loss or damage to the property of the Purchaser and/or the other

Supplier engaged by the Purchaser and/or the employees of the Purchaser and/or employees of the other Supplier engaged by the Purchaser whatsoever arising out of the negligence of the Supplier while performing the obligations

SECTION – IV:**QUANTITY AND DELIVERY REQUIREMENT**

Sl. No.	Item Description	Specification	Requirement		Location
			Total Qty.	Delivery Schedule	
1.	SUPPLY OF 33KV XLPE INSULATED ALUMINIUM CONDUCTOR OFC EMBEDDED POWER CABLE OF SIZE 3CX400 SQ.MM	BSES-TS-09-33CBL-R0	50 KM	As per BSES requirement	BSES RAJDHANI POWER LIMITED

SECTION – V

TECHNICAL SPECIFICATION (TS)

**SUPPLY OF 33KV XLPE INSULATED ALUMINIUM CONDUCTOR POWER CABLE OF
SIZE 3CX400 SQ.MM**

CMC/BR/23-24/RB/PR/FH/1105



Technical Specification for

33 kV 3Cx400 sq mm cable

Specification No: BSES-TS-09-33CBL-R0

Rev:	0
Date:	8 Apr 2022
Prepared by	Abhishek Vashistha Gautam Deka/Pronab Bairagi
Reviewed by	Puneet Duggal Amit Tomar
Approved by	Gaurav Sharma K. Sheshadri

Technical Specification for 33 kV 3Cx400 sq mm cable

Index

Sl no	Description	Page no
1	General Specification	3
2	Annexure A: Scope, Documentation and Delivery Schedule	17
3	Annexure B: General Technical Particulars (GTP)	18
4	Annexure C: List of BSES approved Sub-Vendors	25
5	Annexure D : Service Conditions	27
6	Annexure E: General Arrangement Drawing for End-sealing Cap	28
7	Annexure-F General Arrangement Drawing for Cable pulling eye	29
8	Annexure G: BSES format (typical) for Quality Assurance Plan (QAP) for H. T. Cables	30
9	Annexure H: Testing and manufacturing process requirements w. r. t. TR- XLPE insulation	38
10	Annexure I: Deviation format	38

Technical Specification for 33 kV 3Cx400 sq mm cable

General Specification**1.0.0 Codes & Standards**

The cables shall be designed, manufactured and tested in accordance with the following National Standards and IEC Standards.

National Standards

IS 7098 Part-2	Cross linked polyethylene (XLPE) insulated PVC sheathed cables for working voltages from 3.3 kV up to and including 33 kV.
IS 5831 : 1984	PVC insulation & sheath of electric cables.
IS 10810 : 1984	Methods of test for cables.
IS 8130 : 1984	Conductors for insulated electric cables and flexible cords.
IS 3975 : 1999	Mild steel wires, formed wires and tapes for armouring of cables.
IS 0462 (Part 1) / 1983	Fictitious Calculation Method for determination of dimensions of protective covering of cables

International Standards

IEC 60183	Guide to the selection of high voltage cables
IEC 60228	Conductors of insulated cables. Guide to the dimensional limits of circular conductors.
IEC 60332 - 3	Tests on electric cables under fire conditions. Part 3: Tests on bunched wires or cables.
IEC 60502 - 2	Power cables for rated voltages from 6 kV ($U_m = 7.2$ kV) up to 30 kV ($U_m = 36$ kV)
IEC 60811 Pts 1 through 5	Common test methods for insulating and sheathing materials of electric cables.
IEC 885 Pts 1 through 3	Electric test methods for electric cables.
IEC 28	International Standard of Resistance for Copper
IEC 332	Test on Electric Cables under fire conditions

2.0.0 Cable Construction Features

This Specification generally covers following types / sizes of XLPE H. T. Cables used in BSES network in Delhi Discom area, mostly under-ground (buried, with chances of flooding by water) or for laying on racks, in ducts, trenches, conduits, and so on.

Technical Specification for 33 kV 3Cx400 sq mm cable

Note: (Ref.: Table stating Cable sizes given below.)

Cable Code:

As per IS, cable designations comprise of following codes / options, as applicable for this Specification:

(N.A. - Not applicable for Specification)

- (with Copper conductor) (N.A.)

A Aluminium conductor

2X XLPE insulation

W Steel round Wire armour (N.A.)

W W Double steel round Wire armour (N.A.)

Wa Non-magnetic round Wire armour

F Steel formed wire (strip) armour

FF Double steel formed wire (strip) armour (N.A.)

Fa Non-magnetic formed wire (strip) armour (N.A.)

- ("un-armoured" or without armour) (N.A.)

Y PVC outer sheath

Sr. No.	Description	Conductor Material	Cable Code
1.	33 kV, 3C x 400 sq. mm.	Al	A 2X W Y

Description of each item mentioned in the Specification (the text, BOQ, GTP or any site specific requirement) shall be followed, along with IS: 7098 – Part 2.

2.1.1	Conductor	a) Electrolytic Grade Stranded Aluminium Conductor b) Grade: H2 as per IS: 8130 / 1984 (For Al) c) Stranded, compacted and circular in shape
-------	------------------	--

Technical Specification for 33 kV 3Cx400 sq mm cable		
		<p>d) Class 2</p> <p>e) “Longitudinal Water-Blocking Arrangement” (or water-tight construction or water barrier protection) shall be provided within the Conductor by water swelling yarns/tapes in the interstices of the conductor. The fiber/yarn shall turn into jelly/swell, when in contact with water making the conductor water tight as per IEC 60502-2</p> <p>f) Semi-conducting water blocking tapes shall be applied over the conductor, suitable for continuous operating conductor temperature of 90 deg C.</p> <p>g) All detailed constructional features shall be shown in the cross-sectional drawing.</p>
2.1.2	Conductor Screen	<p>Extruded semi-conducting material.</p> <p>(Also refer Cl. 2.1.3.)</p> <p>(Tapes are not acceptable)</p>
2.1.3	Insulation	<p>a) Extruded XLPE (Cross-Linked Poly-Ethylene) Insulation, with water-tree retardant (WTR) property</p> <p>b) The required compound used shall be from BSES-approved sub-vendors and not from any other (refer Annexure – C).</p> <p>c) Uniform thickness of insulation shall be within the permissible values as per IEC Standards; eccentricity check shall be carried out to ensure this.</p> <p>d) Insulation Color : natural</p>
2.1.4	Insulation Screen	<p>a) Freely-strippable semi-conducting screen, which should not require application of heat for its removal.</p>

Technical Specification for 33 kV 3Cx400 sq mm cable		
		<p>(Refer Cl. 2.1.3.)</p> <p>b) Text “Do not Heat - Freely Strippable” to be printed on insulation screen (at every 600 mm interval).</p> <p>c) Round shape over the outer semi-con shall be within the permissible limits as per IEC standards; Ovality check shall be carried out to ensure this.</p> <p>d) Compound used shall be suitable for the operating temperature of the Cable and shall be compatible with the insulation used.</p>
2.1.5	XLPE Process	
2.1.5.1	33 KV	Dry Cure and Dry Cooling process only.
2.1.5.2	Extrusion	The Conductor Screen, Insulation and Insulation Screen shall be extruded simultaneously, in a Single One-Time Process (i.e. as a triple-head extrusion) to ensure homogeneity of layers over the conductor, and absence of voids.
2.1.5.3	Make of Compounds for Insulation and Semi-conducting	Any deviation from Approved Makes mentioned in Annexure-C shall not be acceptable, unless the deviation has been specifically approved by BSES, prior to sourcing the compounds and taking up manufacturing of cable.
2.1.6	Water-Swellable Tape	<p>a) Semi-Conducting Water-Sellable Tape shall be provided, under the copper tape, on each core.</p> <p>b) Nominal thickness : 0.3 mm</p> <p>c) Weight: 118 gm / sq. m apprx.</p> <p>d) Swell height: ≥ 12 mm in 1 min.</p> <p>e) Compatible to strippable / non-strippable semi-con, over which it is applied.</p>
2.1.7	Core Identification	a) For 3-core cables, cores shall be identified by coloured strips (Red, Yellow, Blue), applied

Technical Specification for 33 kV 3Cx400 sq mm cable		
		<p>helically / longitudinally below the copper tape.</p> <p>The coloured strips shall carry the name of manufacturer permanently printed at 1 meter intervals; this is to provide additional identification of manufacturer of the cable.</p>
2.1.8	Copper Tape	<p>Copper Tape of minimum thickness 0.1 mm shall be applied helically over the layer formed after application of insulation screen, water-swellaable tape and identification strip.</p> <p>Zero Negative tolerance in thickness of copper tape</p>
2.1.9	Filler	<p>a) All interstices, including center interstices shall be filled by PP filler.</p> <p>b) PP Filler shall be non-hygroscopic, not having any effect on other compounds used, stable at cable temperatures, etc.</p> <p>c) PVC filler is not acceptable.</p> <p>d) Filler is not applicable for single-core cables.</p>
2.1.10	Binder Tape	As per manufacturer's standard
2.1.11	Inner Sheath	Extruded Inner Sheath of Black PVC type ST-2 (IS 5831)
2.1.12	Armour	<p>a) For 3-core Cables :</p> <p>Galvanised Steel round wire armour</p> <p>b) Minimum area of coverage of armouring shall be 90 % (min.). At any time, the gap between any two adjacent armour wires shall not be more than the diameter of wire.</p> <p>c) Zero negative tolerance is for :</p> <ul style="list-style-type: none"> Diameter of armour wire

Technical Specification for 33 kV 3Cx400 sq mm cable		
2.1.13	Binder Tape	Rubberised cotton tape
2.1.14	Outer Sheath	<p>a) Extruded outer sheath of PVC (ST-2 as per IS 5831) with termite-repellant and anti-rodent properties. Color - Blue (Outer Sheath shall be FRLS-type, if chosen by purchaser.)</p> <p>b) Shape of the cable over the outer sheath shall be circular, when manufactured / completed. Regular Ovality check shall be carried out at factory, to detect any abnormality. Manufacturing quality shall be such that cable will retain its circular shape, even after it is laid at site.</p> <p>c) The Outer Sheath shall be embossed as well as laser printed with following minimum text at a interval of 1 mtr:</p> <ol style="list-style-type: none"> 1. The voltage designation 2. Type of construction / cable code (e.g. A2XWY) 3. Manufacturer's Name and Trade-mark 4. Number of cores and nominal cross-sectional area of conductor 5. Name of buyer / purchaser, 6. Month & Year of manufacturing 7. IS reference, i.e. IS : 7098 8. Batch No. / Lot No. (For traceability purpose, in case of any, in case of any manufacturing defect or otherwise arising in the cable in future.) 9. Purchase Order Number & date 10. Word ' FRLSH ', in case the cable is of FRLSH type. <p>Note:</p> <ul style="list-style-type: none"> ○ Drum no and Progressive length marking

Technical Specification for 33 kV 3Cx400 sq mm cable		
		<p>shall be provided by Laser printing at every meter with proper contrast in colouring</p> <ul style="list-style-type: none"> Progressive (sequential) length marking of cable shall be at every meter, starting from zero for every drum
2.1.15	Pulling-eye Assembly and Sealing-end Cap (for Cables)	<p>a) A cable pulling-eye assembly Drg. No. MISC/E/4-1131/1699 (see Annexure-F) shall be provided at the loose end (outer end) of the cable on each drum. Sealing material shall be filled in inside the spaces / gaps between the pulling-eye assembly and cable outer sheath. Further, a heat-shrinkable sleeve shall be provided over the pulling-eye assembly and outer sheath of cable.</p> <p>b) Other end (inner end) of the cable shall be sealed as per MISC/E/4-1131/1698 (see Annexure-E.) One PVC cap with Polyurethane compound shall be provided as primary sealing and heat-shrink end-cap shall form a secondary sealing over the PVC cap.</p>
3.0.0	(This number not used.)	
4.0.0	Testing & Inspection	Tests shall be carried out in accordance with IS 7098 (Part-2).
	a) Type Tests	<p><u>1) To Qualify in Tender:</u></p> <p>Cables must be of type tested quality. Type Test Reports shall be submitted for the type, size and voltage rating of cable offered in the bid.</p> <p>For participation in the tender Type Test report shall be submitted from CPRI/ERDA only and shall not be more than 5 years old from the date of tender. If the report is more than 5 years and</p>

Technical Specification for 33 kV 3Cx400 sq mm cable		
		<p>but less than 10 years old than bidder to submit undertaking that there is no design changes from the Type test conducted.</p> <p>2) <u>Type Test Required After Award of PO:</u></p> <p>Type test on one cable drum of each type/rating from any lot shall be conducted at CPRI/ERDA on sample basis as per relevant IS/IEC. Sample shall be sealed by BSES during inspection of cable. This type test is applicable subject to BSES requirement and cost shall be borne by BSES.</p>
	b) BSES QAP (Typical)	In general, all tests mentioned in the BSES QAP (Characteristics – Typical) mentioned in Annexure-G shall be included in the Routine Tests, Type Tests and Acceptance Tests stated above.
	c) Routine Tests	<ol style="list-style-type: none"> 1. Measurement of Electrical Resistance 2. HV Test with power frequency AC voltage 3. PD test 4. “Strippability Test” at both the ends of cable for each drum, to check the freely-strippable property of the Insulation Screen (outer semi-con). 5. Impulse voltage test of one drum 6. Armour coverage measurement 7. Physical test-Dimensions of each and every layer and components. <p>Test results from the above tests must appear in the documents forwarded by the vendor for Inspection call / waiver.</p>
	d) Inspection	<ol style="list-style-type: none"> 1. The Buyer reserves the right to witness all tests specified on completed cables. 2. The Buyer reserves the right to inspect cables at Sellers works at any time prior to dispatch, to verify compliance with the specifications. 3. In-process (stage inspection) and final

Technical Specification for 33 kV 3Cx400 sq mm cable		
		<p>inspection call intimation shall be given sufficiently in advance to the purchaser.</p> <p>4. Minimum lot size of Cables to be offered for inspection shall be mutually agreed between Purchaser and Vendor, before placing the order. Vendor shall raise inspection call only after a minimum lot size is ready and with due factory routine tests already carried out.</p>
	e) Acceptance Tests	<p>Acceptance Tests shall be conducted as per Cl. 18.2 of IS 7098 (Part-2) and the approved Quality Assurance Plan (QAP) in each lot of cables.</p> <p>Following tests shall also be carried out during the Acceptance Tests :</p> <p>a) "Wafer Boil Test" for checking integrity of semi-conducting layers.</p> <p>b) "Void-and-contamination Test" for the Insulation</p> <p>c) "Strippability Test" at both the ends of cable for each drum, to check freely-strippable property of the Insulation Screen (outer semi-con).</p> <p>d) "Water Penetration Test (WPT)", as per applicable IEC standards, to check adequacy of water-blocking arrangement provided inside the conductor.</p> <p>e) Heating cycle test along with potential shall be applicable on sample basis once in a PO. Jointing and Termination kits required for this test shall be in the scope of bidder.</p> <p>f) Impulse voltage test</p> <p>Internal type test shall be carried out once against each tender, on sample basis at manufacturer lab.</p>
	f) Test Certificates (TC)	<p>Three sets of complete Test Certificates (Routine tests and Acceptance tests) shall be submitted along with the delivery of cables.</p> <p>Soft copy of the TCs shall be separately e-mailed to</p>

Technical Specification for 33 kV 3Cx400 sq mm cable		
		<p>the Purchaser.</p> <p>Note :</p> <p>Make/grades of critical materials (such as, for conductor screen, insulation, insulation screen, etc.), actually used during manufacturing of cables for order-on-hand, shall be clearly stated in the TCs forwarded by the Manufacturer, enabling references in future.</p>
5.0.0	Drawing, Data and Manuals	<p>a) Refer Annexure-A regarding Document Submission.</p> <p>b) Cross-Sectional Drawing shall show every feature of construction, including the thickness / diameter over every layer. This drawing shall also state the text to be embossed over the outer sheath - i.e. type/size, etc. of the cable, drum no./lot no., sequential marking over every meter, printing text on outer semi-con (“Do Not Heat-Freely Strippable”), font sizes to be used, additional text, if any, etc. Also, drum details, markings to be made on both sides of the drum, and so on.</p>
5.0.1	Documents to be submitted along with bid	<p>The vendor shall submit :</p> <p>a) Cross-sectional drawing</p> <p>b) GTP (all data to appear)</p> <p>c) Type Test certificates</p> <p>d) Dimensional drawing for pulling eye</p> <p>e) Fault Level Calculation for armour and copper tape screen</p> <p>f) Complete Cable Catalogue and Manual</p> <p>g) Armour Coverage Calculation</p>
5.0.2	Documents after award of contract	<p>Within 15 days, the seller has to submit four sets of above-mentioned drawings, along with one soft copy</p>

Technical Specification for 33 kV 3Cx400 sq mm cable		
		for buyer's approval.
5.0.3	Final As-Built Drawings	One soft copy of all documents, including type & routine test certificates.
6.0.0	Drum length & tolerance	Cable length per drum
6.0.1	a) 33 KV, Three core	a) 300 mtr +/- 5 %
6.0.2	Overall tolerance	- 2 % for the total cable length for the entire order.
6.0.3	Short length of cables	<p>Manufacturer shall take prior approval from Purchaser for any supply of short length cables.</p> <p>For 33 KV, cables, minimum acceptable short length cable can be 150 meter In any case, manufacturer shall not put two cable pieces of different short lengths in same cable drum.</p>
7.0.0	Packing, Shipping, Handling & Storage	
	a) Packing	<ol style="list-style-type: none"> Both the ends of the cables shall be properly sealed to prevent any deterioration of the cable, due to ingress of water, etc. Cable inner end (starting end) shall project, outside the completely wound cable, by sufficient length enabling verify cable details, including the initial length marking. Similarly, outer end of the cable shall be saddled / secured to the drum properly to prevent any external damage to the end at any time. Before putting on wooden planks, protective covers (thick plastic sheets, etc.) shall be secured over the wound cable, to avoid any abrasion by wooden planks, over the outer sheath of the cable. Alternatively PP sheets can

Technical Specification for 33 kV 3Cx400 sq mm cable		
		<p>be put as protective covers.</p> <p>5. After providing the protective covers, the cable drums shall be finally closed by wooden planks (with saddles), without leaving any gaps between the planks; i.e. 100 % covering shall be ensured.</p>
	<p>b) Drum Identification Markings:</p>	<p>Direct marking (i.e. text painting through stencils, etc.) shall be done on the drums, instead of attaching labels, which may be misplaced/lost over a period of time.</p> <ol style="list-style-type: none"> 1. Drum identification number 2. Cable voltage grade 3. Cable code (e.g. A2XWY, etc.) 4. Number of cores and cross sectional area 5. Cable quantity, i.e. cable length (metre) 6. Purchase order number & date 7. SAP item code 8. Total weight of cable and drum (kg) 9. Manufacturer's Name 10. Buyer's name 11. Month & Year of Manufacturing 12. Direction of rotation of drum 13. Cable length final end-markings (i.e., reading at the inner end and reading at the outer end, just before packing, shall be marked on the drum.)
	c) Shipping information	The seller shall give complete shipping information concerning the weight, size of each package
	d) Transit damage	The seller shall be responsible for any transit damage due to improper packing.
	e) Type of Drum	<p>Non Returnable Steel drums, as per relevant IS / IEC.</p> <p>(Steel drums shall be with M.S. spindle plate with nut-bolts)</p>
	f) Cable Drum handling	The drums shall be with M.S. spindle plate (with nut-

Technical Specification for 33 kV 3Cx400 sq mm cable		
		bolts) of adequate size to suit the spindle rods, normally required for handling the drums, according to expected weight of the cable drums.
8.0.0	Quality Assurance Plan (QAP)	
8.0.1	Vendor's QAP	Manufacturer shall submit QAP in line with BSES QAP format (Annexure-G) for purchaser's approval.
8.0.2	Inspection Points	To be mutually identified and agreed upon in QAP.
9.0.0	Progress Reporting	
9.0.1	Outline Document	To be submitted for purchaser's approval for outline of programmes for production, stage-inspection, testing, final inspection, packing, dispatch and documentation.
9.0.2	Detailed Progress Report	To be submitted to Purchaser once a month containing: <ul style="list-style-type: none"> i) Progress on material procurement ii) Progress on fabrication (as applicable) iii) Progress on assembly (as applicable) iv) Progress on internal stage-inspection v) Reason for any delay in total programme vi) Details of test failures, if any, during manufacturing stages. vii) Progress on final box-up Constraints / Forward Path
10.0.0	Deviation	<p>a) Deviations from this specification are only acceptable, where the Seller has listed in his quotation the requirements he cannot, or does not, wish to comply with, and the Buyer has accepted, in writing, the deviations before the order is placed.</p> <p>b) In the absence of any list of deviation, it will be</p>

Technical Specification for 33 kV 3Cx400 sq mm cable

		<p>assumed by the Buyer that the Seller complies fully with this specification.</p> <p>c) Any deviations mentioned in any other submitted bid documents (i.e.in filled GTP, Catalog, BSES old approval, buyer's/seller's standards etc) by seller without separate deviation sheets with BSES acceptance, will not be considered as a deviation from this tech spec at any stage of contract.</p>
--	--	---

Technical Specification for 33 kV 3Cx400 sq mm cable

Annexure – A**Scope, Documentation and Delivery schedule**

Document/Drawing submission shall be as per the matrix given below:

- a. All documents/drawings shall be provided in soft copy only in returnable Pen drives
- b. Language of the documents shall be English only.
- c. Incomplete submission shall be liable for rejection.
- d. Document check sheet compliance shall be the first sheet for each submission stage i.e. Technical bid, Drawing Approval, Pre Dispatch, Pre closure
- e. No submission is acceptable without check list compliance.
- f. Deficient/ improper document/ drawing submission shall be liable for rejection.
- g. Order of documents shall be strictly as per the check list.
- h. Any document not included in the below table but necessary for detailed engineering shall be deemed to be included in bidder's scope

S.No.	Detail of Document	For Tender	For Approval/Review	Final Submission
1	Guaranteed Technical Particulars (GTP)	Required	Required	Required
2	Deviation Sheet, if any	Required	Required	Required
3	Detailed cross sectional drawing of cable and drum	Required	Required	Required
4	Installation Instructions		Required	Required
5	Manual/Catalogue	Required	Required	Required
6	Cable de-rating factors		Required	Required
7	Type test reports of offered type and rating of cable	Required	Required	Required
8	BIS certificate	Required		
9	Make of Raw Materials	Required	Required	Required
10	Inspection and test reports, carried out in manufacturer's works			Required
11	Routine Test Certificates			Required
12	Test certificates of all the raw materials			Required

Technical Specification for 33 kV 3Cx400 sq mm cable

Annexure - B**GUARANTEED TECHNICAL PARTICULARS
(GTP)****Note:**

- 1) For every type / size of cable, every data shall be mentioned.
- 2) Seller may submit separate GTP for every type / size of cable, as suitable.
- 3) GTP requirements are generally as per IS : 7098 (Part-II).
- 4) GTP shall be read in line with purchaser's Project Site Specific Requirement.

Sr. No.	Description	Buyer's requirement	Unit	Seller's Data
1.0	Purchase Req. No.	-		
2.0	Guarantee Period (Min.)	60 Months (from date of commissioning) / 66 Months (from date of receipt at purchaser's store) whichever is earlier		
3.0	Applicable IS / IEC Standard followed by vendor	IS 7098 Part-2 / IEC 60502-2		
4.0	Make	-		
5.0	Type			
	a) 33 kV, 3c x 400 sq. mm.	A2XWY		
6.0	Voltage Grade			
	a) 33 kV, 3c	19 / 33	kV	
7.0	Maximum Conductor temperature			
A	Continuous	90	deg. C	
B	Short time	250	deg. C	
8.0	Conductor			
A	Material and Grade	As per Cl. 2.1.1		
B	Size	As shown under 5.0 above		
C	Wires in each conductor	As per Table 2 of IS 8130	Nos.	
D	Conductor Shape	As per Cl. 2.1.1		

Technical Specification for 33 kV 3Cx400 sq mm cable				
E	Dia. of wires in each conductor before compaction	Manufacturer Standard	mm	
F	Diameter over conductor		mm	
G	Maximum Conductor resistance at 20 ° C			
	c) 33 kV, 3c x 400 sq. mm.	0.0778	ohm/km	
H	Longitudinal Water Blocking Arrangement within conductor	Is it provided and shown in the cross-sectional drawing? (Yes / No)		
I	Semiconducting water blocking tape over conductor	Yes/No		
J	Short circuit current-carrying capacity of conductor		kA for 1 sec.	
9.0	Conductor Screen (inner semi-con)			
A	Material & type	As per Cl. 2.1.2		
B	Thickness (min)	0.50	mm	
C	Diameter over conductor screen		mm	
D	Make and grade of semi-conducting compound			
10.0	Insulation			
A	Insulation Material	As per Cl. 2.1.3		
B	Nominal thickness			
	33 kV, 3c	8.8	mm	
C	Minimum thickness			
	b) 33 kV, 3c	7.82	mm	
D	Diameter over Insulation (Approx.)		mm	
E	Make and grade of Insulation compound			
F	Eccentricity	As per IEC standards	%	
G	Water-tree retardant property	Required		
11A.	Insulation Screen (outer semi-con)			
a.	i) Thickness of freely strippable Semi conducting screen	0.50	mm	
	ii) Make and grade of semi-conducting compound			
	iii) Printing	As per Cl. No. 2.1.4 (Yes / No)		
	iv) Ovality of the core	As per IEC Standards	%	

Technical Specification for 33 kV 3Cx400 sq mm cable				
b.	Diameter over Insulation Screen (apprx.)		mm	
11B.	Water-Swellable Tape (if required by Purchaser)			
	a) Thickness b) Weight c) Swell height d) Compatible to strippable / non-strippable semi-con, over which it is applied. e) Make & Grade f) Pre-slitted packed tapes from sub-vendors approved by BSES	a) 0.3 mm b) 118 gm / sq. m c) ≥ 12 mm in 1 min. d) Yes / No e) Pl. state f) Yes / No		
11C.	Cable Core identification a) By coloured strips over cores applied helically / longitudinally b) Manufacturer's name shall be permanently printed on the strips, at close intervals.			
11D.	Copper Tape			
	i) Dimensions	a) Thickness : 0.1 +/- 5 % b) Width : 50 mm C) Overlap: 20% d) No Negative tolerance on thickness of copper tape	Mm	
	ii) Fault current-carrying capacity of copper tape	Manufacturer's Standard (Calculation sheet shall be attached)	... kA for ... sec.	
11E.	Diameter over laid up core (apprx.)		mm	
12.0	Filler (Material and type)	As per Cl. 2.1.9 (Specify no. & size of filler at center & core interstices)		

Technical Specification for 33 kV 3Cx400 sq mm cable				
	a) 33 kV, 3c x 400 sq. mm.			
12A.0	Binder Tape	over laid-up cores		
13.0	Inner Sheath			
A	Material and type	As per Cl. 2.1.11		
B	Minimum thickness			
	a) 33 kV, 3c x 400 sq. mm.	0.7	mm	
C	Approx. dia. over inner sheath		mm	
14.0	Armour			
A	Material			
	33 kV, 3Cx400	G. I. Round wire	No.	
B	Armour – GI round wire			
	a) Minimum Dia of wire	a) 4.00 (zero negative tolerance)	mm	
	b) Number of wire (min.)	b) As per manufacturer calculation	nos.	
C	Approx. Equivalent Area		sq. mm.	
D	Area covered by armour	Min. 90 % Calculation shall be attached.	%	
E	Dia. over armour - apprx.		Mm	
F	Fault current carrying capacity of armour	Calculation sheet shall be attached.	... kA for ... sec.	
15.0	Outer Sheath			
A	Material and type	As per Cl. 2.1.14		
B	Thickness (min.)	** As per Table-5 of IS 7098 Part-2		
	a) 33 kV, 3c x 400 sq. mm.	**	mm	
C	Color	Blue		
D	Embossing (details as per Cl. 2.1.14)	Yes / No		
E	FRLS Properties	As per customer's requirement		
16.0	Approx. overall diameter		mm	
17.0	Standard drum length with tolerance			
	a) 33 kV, 3c x 400 sq. mm.	300 +/- 5%	meters	
17A	Overall order tolerance	- 2 % for the total		

Technical Specification for 33 kV 3Cx400 sq mm cable				
		cable length for the entire order.		
18.0	Cable Drum			
a.	Type of drum	Steel (Specify the relevant IS / IEC followed for drum design)		
b.	Markings on the drum (as per Cl. 7.0.0)	On both faces		
18A.0	Cross-Sectional Drawing (ref. Cl. 5.0.0)	Is drawing submitted, showing every feature of constructions? (Yes / No)		
19.0	a. Sealing-end Cap (provided at both ends)	Yes/No Is manufacturer's / Sub-Vendor's drawing submitted? (Yes / No)		
	b. Cable pulling eye at one end and Sealing end cap at other end	Yes/No Is manufacturer's / Sub-Vendor's drawing submitted? (Yes / No)		
20.0	Weights			
	a) Net weight of cable (apprx.)		kg / km	
	b) Weight of empty drum	300 mtr	Kg	
	c) Weight of Cable with drum	300 mtr	kg	
	d) Drum size	300 mtr	mm	
	e) Drawing of Drum	Required	--	
21.0	Continuous current rating for standard I. S. condition laid Direct			
	a) In ground 30° C		Amp	
	b) In duct 30° C		Amp	
	c) In air 40° C		Amp	
22.0	(not used)			
23.0	Electrical Parameters at Maximum Operating temperature:			
A	AC Resistance		ohm / km	
B	Reactance at 50 c/s		ohm / km	
C	Impedance		ohm / km	
D	Zero sequence impedance		ohm / km	
E	Positive sequence		ohm / km	

Technical Specification for 33 kV 3Cx400 sq mm cable				
	impedance			
F	Negative sequence impedance		ohm / km	
G	Capacitance		micro-farad / km	
H	Conductance		Amperes per volts	
I	Inductive susceptance		mho	
J	Capacitive susceptance		ohms	
24.0	Recommended minimum bending radius	15 x O. D.	mm	
25.0	De-rating factor for following Ambient Temperatures :	Ground / Air		
	a) At 30° C			
	b) At 35° C			
	c) At 40° C			
	d) At 45° C			
	e) At 50° C			
26.0	Group factor for following numbers of cables laid :	Touching Trefoil		
	a) 3 Nos.			
	b) 4 Nos.			
	c) 5 Nos.			
	d) 6 Nos.			
27.0	Recommended pressure for laying cable using power winch	30 N / mm ²	N / sq. mm.	
28.0	Process of Cross-linking of Polyethylene			
	a) 33 kV, 3c x400	Dry Cure and Dry Cooling process only		
29.0	Type test (TTR - Type Test Report)	Is copy of latest valid TTR for respective sizes enclosed? (Yes / No)		
30.0	Quality Assurance Plan (QAP)	Is QAP Format (Annexure-F), duly filled in and enclosed? (Yes / No)		

Technical Specification for 33 kV 3Cx400 sq mm cable

31.0	List of Sub-Vendors for construction items (Annexure-C)	Is this list enclosed for BSES approval? (Yes / No)		
------	--	---	--	--

Technical Specification for 33 kV 3Cx400 sq mm cable

Annexure - C**List of Sub-Vendors
for critical items**

Vendor to state sub-vendors' names for other items, wherever approved names are not mentioned, for purchaser's approval during pre-order / post-order stages.

Ser. No.	Raw Materials		Name of the Suppliers
1.	XLPE Compound	1	Dow Chemicals , U.S.A.
		2	Borealis , Sweden
		3	Hanwha , South Korea
2.	Semi-Conducting Compound	1	Dow Chemicals, U.S.A.
		2	Borealis , Sweden
		3	Hanwha , South Korea
3.	Conductor Water-Blocking tapes / yarn / powder	1	Lantor
		2	Geca
		3	Miracle
		4	Scapa
		5	Sneham International
4.	Water-Swellable Tapes (Pre-slitted)	1	Lantor
		2	Geca
		3	Miracle
		4	Scapa
		5	Sneham International
5.	Aluminium Rod	1	Bharat Aluminium Co. Ltd. (BALCO)
		2	Hindustan Aluminium Co. Ltd. (HINDALCO)
		3	National Aluminium Co. Ltd. (NALCO)
		4	Vedanta (Sesa Sterlite)

Technical Specification for 33 kV 3Cx400 sq mm cable			
6.	Copper Tape	1	Aggarwal Metal
		2	Indian Smelting
		3	Luvata Swedan
		4	Outokumpu Copper Strip AB, Swedan
7	Galvanized Steel Wires / Strips	1	Tata
		2	Balaji
		3	Systematic
		4	Mica Wires Pvt Ltd.
		5	Bansal Industries
8	PVC Compound	1	Kalpana
		2	Universal
		3	SCJ Plastic
		4	Sriram Polytech
		5	Shri Ram Vinyl, Kota
9	P. P. Fillers	1	Vijoy Polymers
		2	Yash Polymers
		3	AVSL Industries
10	Core Identification Tape	1	AVSL Industries
		2	Yash Polymer
		3	Vijoy Polymers
11	PE Compound	1	Borealis
		2	Shakun
		3	Kalpana

Technical Specification for 33 kV 3Cx400 sq mm cable

Annexure - D**Service Conditions**

(Atmospheric / Soil conditions at Site)

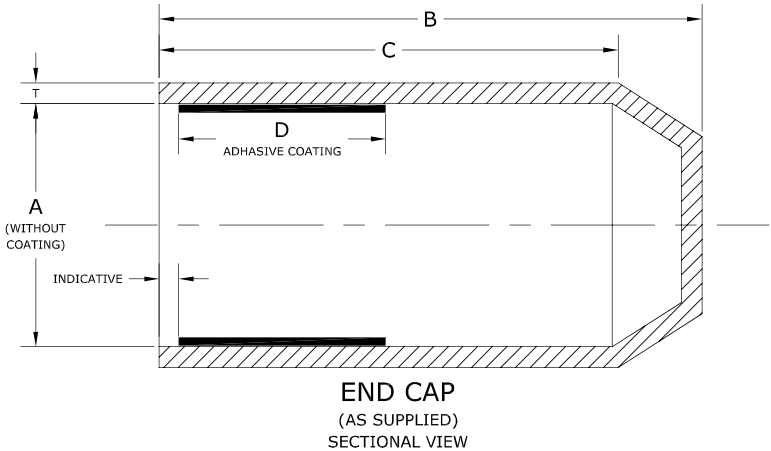
A. Delhi		
a)	Average grade atmospheric condition	Heavily polluted, dry
b)	Average grade soil condition	
c)	Maximum altitude above sea level	1000 M
d)	Air temperature Ambient	i) Highest : 50 deg C ii) Average : 40 deg C iii) Minimum : 0 deg C
e)	Relative Humidity	100 % max
f)	Thermal Resistivity of Soil	150 deg. C . cm / W max.
g)	Seismic Zone	4
h)	Rainfall	750 mm concentrated in four months

ANNEXURE E

DIMENSIONS

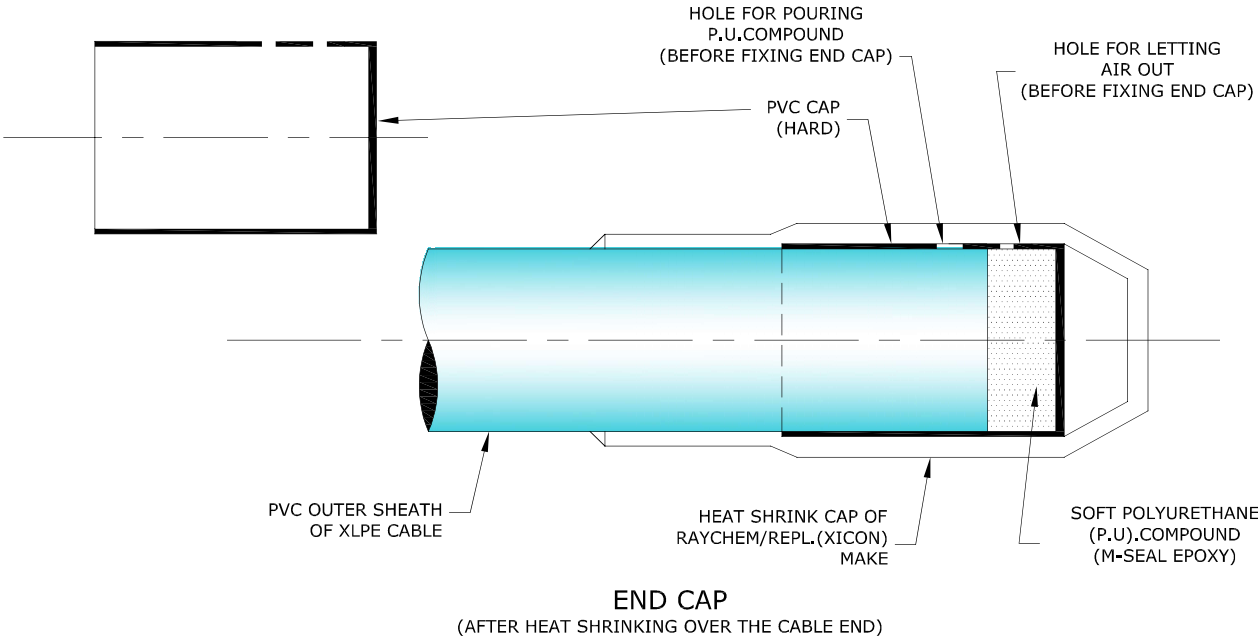
SIZE	A EXP.(Min.)	A REC.(Max)	B EXP.(Min.)	C EXP.(Min.)	D EXP.(Min.)	LC %	T (WALL REC. ± 20 %)
EC 120/150	75	34	120	105	50	± 10	4.2
EC 240/300	100	62	130	110	70	± 10	3.5
EC 400	145	75	155	120	70	± 10	4.6

EXP - Expanded (as supplied), REC - Recovered freely, LC - Longitudinal Change,T - Wall Thickness, EC - End Cap



MATERIAL SPECIFICATIONS

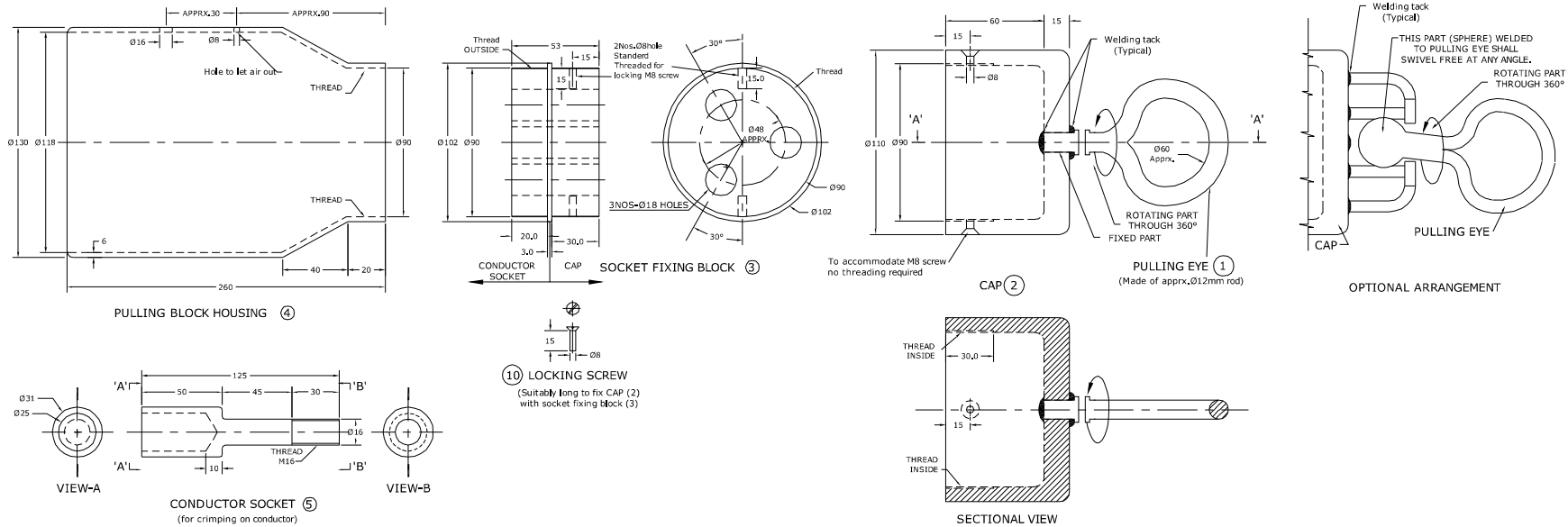
Characteristics	Test Class	Value	Test Method
A Physical Properties			
1 Specific Gravity	Type	1.05 ± 0.2	ASTM D-1505
2 Water Absorption	Type	1 % (max)	ASTM D-570 / ISO 62
3 Tensile Strength	Routine	10 N /sqmm (min)	ASTM D-412 / ISO 37
4 Ultimate Elongation	Routine	300% (min)	ASTM D-412 / ISO 37
5 Hardness	Type	45 shore D ± 3	ASTM D-2240
6 Thermal Test			
B Thermal Ageing (120°C for 500 hrs)			
1 Tensile Strength	Type	8 N/sqmm (min)	ASTM D-412 / ISO 37
2 Ultimate Elongation	Type	200% (min)	ASTM D-412 / ISO 37
C Electrical Properties			
1 Volume Resistivity	Type	10 ¹² ohm-cm. (min)	ASTM D-257 / IEC 93
2 Dielectrical Strength	Type	10 kV/mm. (min)	ASTM D-149 / IEC 243
3 Dielectric Constant	Type	5 (max)	ASTM D-150 / IEC 250



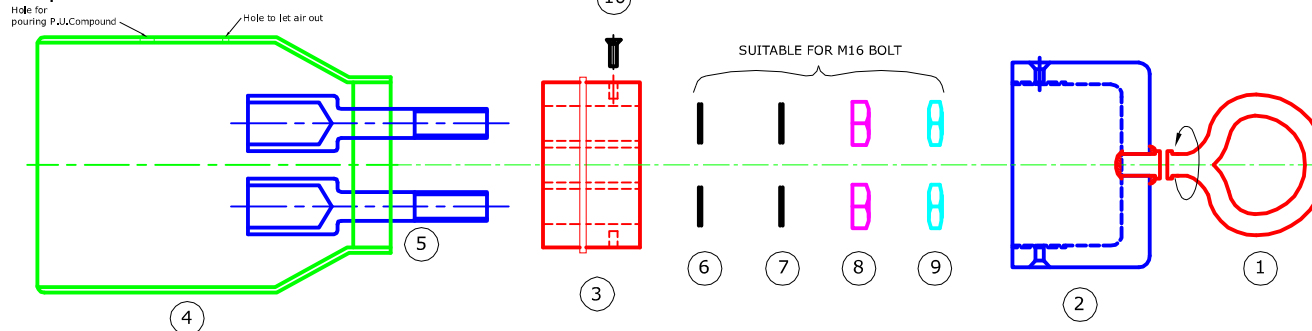
- Note : 1) All dimension in mm
2) Colour Black
3) Size as mentioned in the table shall be stencilled on respective item

BSES		
DRAWING No. MISC/E/4-1131/1698		
SCALE :NOT TO SCALE		DATE: 09-05-2011
END SEALING CAP (FOR XLPE CABLE)		
DRAWN BY:	CHECKED BY:	APPROVED BY:
REVISIONS		
Addl V.P.		

ANNEXURE F



Exploded View



10	LOCKING SCREW	2	M.S.Zinc-Plated
9	LOCK NUT	3	M.S.Zinc-Plated
8	NUT	3	M.S.Zinc-Plated
7	SPRING. WASHER	3	M.S.Zinc-Plated
6	PLAIN WASHER	3	M.S.Zinc-Plated
5	CONDUCTOR SOCKET	3	AL.
4	PULLING BLOCK HOUSING	1	M.S.Zinc-Plated
3	SOCKET FIXING BLOCK	1	M.S.Zinc-Plated
2	CAP	1	M.S.Zinc-Plated
1	PULLING EYE	1	M.S.Zinc-Plated
NO.	DISCRIPTION	QTY.	MATERIAL

BSES

DRAWING No. MISC/E/4-1133/1699

SCALE :NOT TO SCALE

DATE: 09-05-2011

CABLE PULLING EYE ASSEMBLY (TYPICAL)

DRAWN BY: CHECKED BY: APPROVED BY:

REVISIONS

Addl V.P.

EXAMPLE:

- 1) For cable size 33kV, 3/C X 400sq mm Al XLPE.
 - 2) Diameter over conductor : 23.8mm apprx.
- Overall diameter : 108±3mm apprx.
Pulling force applicable on the cable : 30 N/sq mm
Pulling eye shall withstand total force of : 36000N+Safety margin

NOTE:

- 1) All Dimensions are in mm, unless otherwise stated.
- 2) This drawing is typical / indicative. Separate dimensioned drawing for cable pulling eye assembly, suitable for required size & rating of cables, shall be submitted for approval, prior to manufacturing.
- 3) After fixing cable pulling eye, P.U.(Poly-Urethane) Compound shall be poured to occupy inner spaces to avoid ingress of Water / Moisture.
- 4) After P.U.Compound oozes/flows out from the cable side, the same edge shall be sealed with suitable sleeve/Tape.

Page 31 of 42



ANNEXURE G: QUALITY ASSURANCE PLAN (QAP)

FOR 33 & 66 kV EHV CABLES

S. NO.	COMPONENT & OPERATION	CHARACTERISTICS	CLASS	TYPE OF CHECK	QUANTUM OF CHECK	REFERENCE DOCUMENT	ACCEPTANCE NORMS	FORMAT OF RECORD	AGENCY			Remark
									SV	MFR	BSES	
1	2	3	4	5	6	7	8	9	10	11	12	13
	Legend : SV : Sub-Vendor of Cable Manufacturer, MFR : Cable Manufacturer, MPS : Material Purchase Specification,											
	P : Perform, W : Witness, V : Verification											
A RAW MATERIAL												
1	Aluminium/Copper Rod	a) Tensile strength	Major	Physical	Sample	MPS	MPS	Reg./Sheet	P	P/V	V	
		b) Resistivity	Major	Electrical	Sample	MPS	MPS	Reg./Sheet	P	P/V	V	
		c) Diameter	Major	Physical	Sample	MPS	MPS	Reg./Sheet	P	P/V	V	
		d) Chemical composition	Major	Chemical	Sample	MPS	MPS	Test certificate	P	V	V	
		e) Surface finish	Major	Visual	Sample			-	P	P	_	
2	PVC Compound	a) Tensile Strength	Major	Physical	Sample	MPS	MPS	Reg./Sheet	P	P/V	V	
		b) Elongation at break	Major	Physical	Sample	MPS	MPS	Reg./Sheet	P	P/V	V	
		c) Thermal stability	Major	Physical	Sample	MPS	MPS	Reg./Sheet	P	P/V	V	
3	TR-XLPE Compound (Borealis/Dow chemical/ Hanwa)	a) Packing	Minor	Visual	100%	MPS	MPS	-	P	V	-	
		b) Tensile Strength	Major	Physical	Sample	MPS	MPS	Reg./Sheet	P	P/V	V	
		c) Elongation at break	Major	Physical	Sample	MPS	MPS	Reg./Sheet	P	P/V	V	
		d) Hot set test	Major	Physical	Sample	MPS	MPS	Reg./Sheet	P	P/V	V	
		e) Volume Resistivity	Major	Electrical	Sample	MPS	MPS	Reg./Sheet	P	P/V	V	
		f) Cure Curve (Max. Torque)	Major	Physical	Sample	MPS	MPS	Reg./Sheet	-	P	V	
		g) Density	Major	Physical	Sample	MPS	MPS	Reg./Sheet	P	P/V	V	
4	Semi-conducting Compound (Borealis/Dow chemical/ Hanwa)	a) Packing	Minor	Visual	100%	MPS	MPS	-	P	V	-	
		b) Volume Resistivity	Major	Electrical	Sample	MPS	MPS	Reg./Sheet	P	P/V	V	
		c) Tensile Strength	Major	Physical	Sample	MPS	MPS	Reg./Sheet	P	P/V	V	
		d) Elongation at break	Major	Physical	Sample	MPS	MPS	Reg./Sheet	P	P/V	V	
		e) Cure Curve (Max. Torque)	Major	Physical	Sample	MPS	MPS	Reg./Sheet	-	P	V	
		f) Density	Major	Physical	Sample	MPS	MPS	Reg./Sheet	P	P/V	V	
5	Copper tape	a) Thickness & width	Major	Physical	Sample	MPS	MPS	Reg./Sheet	P	P/V	V	
		b) Tensile Strength	Major	Physical	Sample	MPS	MPS	Reg./Sheet	P	P/V	V	
		c) Elongation at break	Major	Physical	Sample	MPS	MPS	Reg./Sheet	P	P/V	V	
		d) Resistivity	Major	Electrical	Sample	MPS	MPS	Reg./Sheet	P	P/V	V	
6.	Armour wires/strips (Galvanised steel)	a) Dimensions	Major	Physical	Sample	MPS	MPS	Reg./Sheet	P	P/V	V	
		b) Surface condition/finish	Major	Visual	Sample	MPS	MPS	Reg./Sheet	P	P/V	V	
		c) Tensile Strength	Major	Physical	Sample	MPS	MPS	Reg./Sheet	P	P/V	V	
		d) Elongation at break	Major	Physical	Sample	MPS	MPS	Reg./Sheet	P	P/V	V	
		e) Torsion test for round wire	Major	Physical	Sample	MPS	MPS	Reg./Sheet	P	P/V	V	
		f) Wrapping test	Major	Physical	Sample	MPS	MPS	Reg./Sheet	P	P/V	V	
		g) Mass of zinc coating	Major	Physical	Sample	MPS	MPS	Reg./Sheet	P	P/V	V	
		h) Uniformity of zinc coating	Major	Physical	Sample	MPS	MPS	Reg./Sheet	P	P/V	V	
		i) Adhesion test	Major	Physical	Sample	MPS	MPS	Reg./Sheet	P	P/V	V	
		j) Resistivity test	Major	Electrical	Sample	MPS	MPS	Reg./Sheet	P	P/V	V	
7	Water Swellable	a) Dimensions	Minor	Physical	Sample	MPS	MPS	Reg./Sheet	P	P/V	V	



ANNEXURE G: QUALITY ASSURANCE PLAN (QAP)

FOR 33 & 66 kV EHV CABLES

S. NO.	COMPONENT & OPERATION	CHARACTERISTICS	CLASS	TYPE OF CHECK	QUANTUM OF CHECK	REFERENCE DOCUMENT	ACCEPTANCE NORMS	FORMAT OF RECORD	AGENCY			Remark
1	2	3	4	5	6	7	8	9	10	11	12	13
Legend : SV : Sub-Vendor of Cable Manufacturer, MFR : Cable Manufacturer, MPS : Material Purchase Specification,												
P : Perform, W : Witness, V : Verification												
	tape	b) Swelling height	Major	Physical	Sample	MPS	MPS	Reg./Sheet	P	P/V	V	
		c) Resistivity	Major	Electrical	Sample	MPS	MPS	Reg./Sheet	P	P/V	V	
		d) Weight	Major	Physical	Sample	MPS	MPS	Reg./Sheet	P	P/V	V	
8	Steel Drum	a) Dimension	Major	Meas.	1 sample per size	IS 10418 / Purchase order		-	P	P	-	
		b) Finish & workman ship	Minor	Visual	1 sample per size	Compliance to standard Engineering norms & free from surface defects		-	P	P	-	
9	Binder tape	a) Dimensions & material	Minor	Physical	Sample	MPS	MPS	-	P	P	-	
10	Polypropylene filler	a) Size	Minor	Physical	Sample	Purchase order	Purchase order	-	P	P	-	
11	Heat shrinkable end cap	a) Bore diameter	Major	Physical	1 sample per size	--	--	-	-	P	-	
		b) Length of end cap	Minor	Physical	1 sample per size	--	--	-	-	P	-	
B PROCESS INSPECTION												
1	Wire Drawing	a) Diameter	Major	Physical	Sample			Reg./Sheet	-	P	V	
		b) Surface finish	Major	Visual	100 %	Smooth & free from defects		--	-	P	-	
		c) Tensile test (for Al)	Major	Physical	Sample	IS: 8130/84	IS: 8130/84	Reg./Sheet	-	P	V	
		d) Elongation test (for Cu)	Major	Physical	Sample	IS: 8130/84	IS: 8130/84	Reg./Sheet	-	-	V	
		e) Wrapping test (for Al)	Major	Physical	Sample	IS: 8130/84	IS: 8130/84	Reg./Sheet	-	P	V	
2	Stranding	a) No. of wires/strands	Major	Physical	At the time of m/c setting			Reg./Sheet	-	P	V	
		b) Lay length & Lay direction	Major	Physical	-do-			-	-	P	V	
		c) Dia of conductor	Major	Physical	During setting & once in each shift			Reg./Sheet	-	P	V	
		d) Surface finish	Major	Visual	100 %	No surface defects and free from sharp edges, scratches, grease, oil etc.		-	-	P	-	
3	Core extrusion (Conductor screen, Insulation & insulation screen)	a) Compound Make/Grade	Major	Visual	During m/c setting			-	-	P	-	Insulation screen shall be freely strippable, without application of heat.
		b) Thickness of insulation & extruded S.C. layers	Major	Physical	During m/c setting after stabilisation	Tech. Data Sheet / IS 7098/II/2011	Tech. Data Sheet / IS 7098/II/2011	Reg./Sheet	-	P	V	
		c) Surface finish	Minor	Visual	100 %	Smooth & free from defects		-	-	P	-	
		d) Printing on outer semi- conducting layer	Major	Visual	100 %	"DO NOT HEAT, FREELY STRIPPABLE"		-	-	P	-	
		e) Tensile Strength	Major	Physical	Sample	IS 7098/II/2011	IS 7098/II/2011	Reg./Sheet	-	P	V	
		f) Elongation at break	Major	Physical	Sample	IS 7098/II/2011	IS 7098/II/2011	Reg./Sheet	-	P	V	
		g) Hot set test	Major	Physical	Sample	IS 7098/II/2011	IS 7098/II/2011	Reg./Sheet	-	P	V	
		g1) Ovality of core	Minor	Physical	Sample	Tech. Data Sheet	Tech. Data Sheet	Reg./Sheet	-	P	V	



ANNEXURE G: QUALITY ASSURANCE PLAN (QAP)

FOR 33 & 66 kV EHV CABLES

S. NO.	COMPONENT & OPERATION	CHARACTERISTICS	CLASS	TYPE OF CHECK	QUANTUM OF CHECK	REFERENCE DOCUMENT	ACCEPTANCE NORMS	FORMAT OF RECORD	AGENCY			Remark
									SV	MFR	BSES	
1	2	3	4	5	6	7	8	9	10	11	12	13
	Legend : SV : Sub-Vendor of Cable Manufacturer, MFR : Cable Manufacturer, MPS : Material Purchase Specification, P : Perform, W : Witness, V : Verification											
		h) Eccentricity of insulation	Minor	Physical	Sample	Tech. Data Sheet	Tech. Data Sheet	Reg./Sheet	-	P	V	
		i) Core diameter	Minor	Physical	Sample	Tech. Data Sheet	Tech. Data Sheet	Reg./Sheet	-	P	V	
		j) Void & contamination test for insulation (Silicon Oil test)	Major	Physical	Sample			-	-	P	V	
		k) Wafer boil test for extruded semi-conducting layers	Major	Physical	1 sample/lot	BIS draft Specn	BIS draft Specn	Reg./Sheet	-	P	V	
4	Taping - water Swellable semi-conducting	a) Dimensions	Minor	Physical	Sample	Tech. Data Sheet	Tech. Data Sheet	-	-	P	-	
		b) Tape Application (Overlap)	Minor	Visual	During m/c setting	Suitable overlap	Suitable overlap	-	-	P	-	
5	Taping - Copper tape	a) Width & Thickness of tape	Major	Physical	During m/c setting	Tech. Data Sheet	Tech. Data Sheet	Reg./Sheet	-	P	V	
		b) Number of tapes	Major	Visual	During m/c setting	Tech. Data Sheet	Tech. Data Sheet	Reg./Sheet	-	P	V	
		c) Tape application (Overlap)	Minor	Visual	During m/c setting	Tech. Data Sheet	Tech. Data Sheet	-	-	P	-	
6	Laying up	a) Identification of cores	Major	Visual	During m/c setting	Tech. Data Sheet	Tech. Data Sheet	-	-	P	-	Cores shall be laidup with PP fillers & suitable tape binder shall be provided over laid up assembly
		b) Direction of lay, core Sequence & Lay length	Major	Visual	During m/c setting	IS 7098/II/2011, PIL-W-02	IS 7098/II/2011, PIL-W-02	-	-	P	-	
		c) Application of binder tape	Minor	Visual	During m/c setting	Tech. Data Sheet		-	-	P	-	
		d) Shape of laid up assembly	Minor	Visual	100%	Reasonably circular	Reasonably circular	-	-	P	-	
7	Inner sheath	a) Material & type	Major	Visual	During m/c setting	Tech. Data Sheet	Tech. Data Sheet	-	-	P	-	
		b) Thickness	Major	Physical	During m/c setting & drum change	Tech. Data Sheet & IS 7098/II/2011	ech. Data Sheet & IS 7098/II/2011	Reg./Sheet	-	P	V	
		c) Surface finish	Minor	Visual	100 %	Surface shall be smooth & free from defects		-	-	P	-	
		d) Colour of inner sheath	Major	Visual	100 %	Tech. Data Sheet	Tech. Data Sheet	-	-	P	-	
8	Armouring	a) Dimension of armour wires/strips	Major	Physical	During m/c setting	Tech. Data Sheet	Tech. Data Sheet	Reg./Sheet	-	P	V	No negative tol. on strip thickness/wire diameter
		b) No. of armour strip/wire	Major	Counting	During m/c setting	Tech. Data Sheet	Tech. Data Sheet	Reg./Sheet	-	P	V	
		c) Armour coverage	Minor	Visual	During m/c setting	IS 7098/II/2011	IS 7098/II/2011	-	-	P	-	
		d) Direction of lay	Major	Visual	During m/c setting	IS 7098/II/2011	IS 7098/II/2011	-	-	P	-	
		e) Lay length/Gear setting	Minor	Visual	During m/c setting			-	-	P	-	
		f) Surface finish	Major	Visual	100 %	No cross over/over riding of wire/strip		-	-	P	-	
9	Outer sheath/Rewinding	a) Material & type	Major	Visual	During m/c setting	Tech. Data Sheet	Tech. Data Sheet	-	-	P	-	
		b) Anti rodent & termite additives	Major	Visual	Each loading			Reg./Sheet	-	P	V	



ANNEXURE G: QUALITY ASSURANCE PLAN (QAP)

FOR 33 & 66 kV EHV CABLES

S. NO.	COMPONENT & OPERATION	CHARACTERISTICS	CLASS	TYPE OF CHECK	QUANTUM OF CHECK	REFERENCE DOCUMENT	ACCEPTANCE NORMS	FORMAT OF RECORD	AGENCY			Remark
									SV	MFR	BSES	
1	2	3	4	5	6	7	8	9	10	11	12	13
	Legend : SV : Sub-Vendor of Cable Manufacturer, MFR : Cable Manufacturer, MPS : Material Purchase Specification,											
	P : Perform, W : Witness, V : Verification											
		b) Thickness	Major	Physical	Each length	Tech. Data Sheet	Tech. Data Sheet	Reg./Sheet	-	P	V	
		c) Overall diameter	Major	Physical	Each length	Tech. Data Sheet	Tech. Data Sheet	Reg./Sheet	-	P	V	
		d) Surface finish & colour of sheath	Major	Visual	100 %	Surface smooth & free from defects. Colour as per Tech. Data Sheet		-	-	P	-	
		e) Cable length verification	Major	Visual	Each length	Manufacturing Plan	Manufacturing Plan	-	-	P	-	
		f) Marking	Major	Visual	Each length	As per approved GTP/cross sectiona drawing		Reg./Sheet	-	P	V	
C FINAL INSPECTION												
1	Routine tests	a) High Voltage	Critical	Electrical	100 %	IS 7098/II/2011	IS 7098/II/2011	Test Report	-	P	V	
		b) Conductor Resistance	Critical	Electrical	100 %	IS 8130/84	IS 8130/84	Test Report	-	P	V	
		c) Partial Discharge	Critical	Electrical	100 %	IS 7098/II/2011	IS 7098/II/2011	Test Report	-	P	V	
		d) Impulse	Critical	Electrical	One sample per lot			Test Report		P	V	
		e) Armour Coverage	Critical	Physical	One sample per lot			Test Report		P	V	
		f) Physiacal Dimensions	Critical	Physical	One sample per lot			Test Report		P	V	
		g) Freely Strippable insulation screen (Strippability Test)	Major	Physical	One sample per lot	Factory Standard	Factory Standard	Test Report	-	P	V	
2	Stage Inspection	Wire Drawing	Major	Visual	100 %	Tech. Data Sheet	IS/IEC	Test Report	-	P	W	Stage Inspection shall be conducted subject to BSES requirement
		Extrusion process	Major	Visual	100 %	Tech. Data Sheet	IS/IEC	Test Report	-	P	W	
		Raw maerial inspection at factory	Major	Physical	100 %	Tech. Data Sheet	IS/IEC	Test Report	-	P	W	
		Wrapping of Aluminium	Major	Physical	100 %	Tech. Data Sheet	IS/IEC	Test Report	-	P	W	
		Tensile test for Aluminium	Major	Physical	100 %	Tech. Data Sheet	IS/IEC	Test Report	-	P	W	
		a) Annealing test for copper	Major	Physical	Appendix A to IS 7098/II/2011, each lot sample basis	IS 8130/84	IS 8130/84	-	-	P	V	Verification of process records.
		b) Tensile test for aluminium	Major	Physical		IS 8130/84	IS 8130/84	-	-	P	V	
		c) Wrapping test for aluminium	Major	Physical		IS 8130/84	IS 8130/84	-	-	P	V	Tests N/A on finished conductor.
		d) Conductor resistance test	Major	Electrical	Appendix A to IS 7098/II/2011, each lot sample basis	IS 8130/84	IS 8130/84	Test Report	-	P	W	
		e) Test for thickness of insulation & sheath	Major	Physical		IS 7098/II/2011 & Tech. Data sheet	IS 7098/II/2011 & Tech. Data sheet	Test Report	-	P	W	
		f) Hot set test for insulation	Major	Physical		IS 7098/II/2011	IS 7098/II/2011	Test Report	-	P	W	



ANNEXURE G: QUALITY ASSURANCE PLAN (QAP)

FOR 33 & 66 kV EHV CABLES

S. NO.	COMPONENT & OPERATION	CHARACTERISTICS	CLASS	TYPE OF CHECK	QUANTUM OF CHECK	REFERENCE DOCUMENT	ACCEPTANCE NORMS	FORMAT OF RECORD	AGENCY			Remark
									SV	MFR	BSES	
1	2	3	4	5	6	7	8	9	10	11	12	13
Legend : SV : Sub-Vendor of Cable Manufacturer, MFR : Cable Manufacturer, MPS : Material Purchase Specification,												
P : Perform, W : Witness, V : Verification												
3	Acceptance tests	g) Tensile strength & Elongation at break of insulation & outer sheath	Major	Physical	Each Lot Sample Basis	IS 7098/II/2011 & IS 5831/84	IS 7098/II/2011 & IS 5831/84	Test Report	-	P	W	
		h) Partial discharge test	Critical	Electrical		IS 7098/II/2011	IS 7098/II/2011	Test Report	-	P	W	
		i) High voltage test	Critical	Electrical		IS 7098/II/2011	IS 7098/II/2011	Test Report	-	P	W	
		j) Insulation resistance (Volume resistivity) test	Major	Electrical		IS 7098/II/2011	IS 7098/II/2011	Test Report	-	P	W	
		k) Tests for dimension of armour wires/strips	Major	Physical		IS 3975, IS 10810 Pt. 36 & Tech. Data sheet		Test Report	-	P	W	
		l) Test for anti termite & anti rodent property of outer sheath	Major	Physical		Tech. Data Sheet	Tech. Data Sheet	Reg./Sheet	-	P	W	
		m) Rewinding of cable on drum	Major	Visual		To check cable appearance, drum appearance, cable winding, packing, embossing/printing/sequential marking		Reg./Sheet	-	P	W	
		n) Void & contamination test for insulation (Silicon Oil test)	Major	Physical				Reg./Sheet	-	P	W	
		o) Wafer boil test for extruded semi-conducting layers	Major	Physical				Reg./Sheet	-	P	W	
		p) Freely Strippable insulation screen	Major	Physical		Factory Standard	Factory Standard	Test Report	-	P	W	
		q) Water Penetration test (WPT) on core (i.e. Logitudinal Water Blocking Test)	Major	Physical		IEC:60502	IEC:60502	Test Report	-	P	W	Test shall be conducted for leakage of water through conductor.
		r) Armour coverage	Major	Physical		As per data sheet & FS	As per data sheet & FS	Test Report	-	P	W	
		s) Ovality	Major	Physical		As per data sheet	As per data sheet	Test Report	-	P	W	
		t) Eccentricity	Major	Physical		As per data sheet	As per data sheet	Test Report	-	P	W	
		u) Mass & uniformity & zinc coating on armour	Major	Physical		As per data sheet & FS	As per data sheet & FS	Test Report	-	P	W	
		v) Resistivity of Strip armour	Major	Electrical		As per data sheet & FS	As per data sheet & FS	Test Report	-	P	W	
		w) Swelling height of water swellable tape	Major	Physical		As per data sheet & FS	As per data sheet & FS	Test Report	-	P	W	
		x) Flammability test	Major	Physical		As per IS-78098/II/2011	As per IS-78098/II/2011	Test Report	-	P	W	
		y) Impulse withstand test	Critical	Electrical		IS 7098/II/2011	IS 7098/II/2011	Test Report	-	P	W	



ANNEXURE G: QUALITY ASSURANCE PLAN (QAP)

FOR 33 & 66 kV EHV CABLES

S. NO.	COMPONENT & OPERATION	CHARACTERISTICS	CLASS	TYPE OF CHECK	QUANTUM OF CHECK	REFERENCE DOCUMENT	ACCEPTANCE NORMS	FORMAT OF RECORD	AGENCY			Remark
									SV	MFR	BSES	
1	2	3	4	5	6	7	8	9	10	11	12	13
	Legend : SV : Sub-Vendor of Cable Manufacturer, MFR : Cable Manufacturer, MPS : Material Purchase Specification,											
	P : Perform, W : Witness, V : Verification											
		z) Ageing & Water absorption test(Gravimetric) on Insulation & Outer sheath	Major	Physical		IS 5831/84	IS 5831/84	Test Report	-	P	W	
		z1) Heating Cycle with Potential	Critical	Electrical	sample basis, once per PO			Test Report	-	P	W	
		z2) Raw Material Verification in all aspects	Major	Physical	Each Lot					P	W	
		Z3) OFC Continuty Test and verification of outer sheath marking with continuous 15mm red strip for OFC embedded identification	Major	Physical	Each Lot					P	W	
4	Type tests at vendor's works	a) Tests on conductor										
		i) Annealing test for copper	Major	Physical		IS 8130/84	IS 8130/84	-	-	P	V	Verification of process records. Tests N/A on finished conductor.
		ii) Tensile test for aluminium	Major	Physical		IS 8130/84	IS 8130/84	-	-	P	V	
		iii) Wrapping test for aluminium	Major	Physical		IS 8130/84	IS 8130/84	-	-	P	V	
		iv) Conductor resistance test	Major	Electrical		IS 8130/84	IS 8130/84	Test Report	-	P	V	
		b) Tests for armouring wires/strips										
		i) Dimensions of wire/strip	Major	Physical		IS 3975, IS 10810 Pt. 36 & Tech. Data sheet		Test Report	-	P	W	
		ii) Tensile strength & Elongation at break	Major	Physical		IS 3975	IS 3975	Test Report	-	P	W	Only for Steel wires/strips
		iii) Torsion test for wire	Major	Physical		IS 3975	IS 3975	Test Report	-	P	W	
		iv) Winding test for strip	Major	Physical		IS 3975	IS 3975	Test Report	-	P	W	
		v) Uniformity of zinc coating	Major	Chemical		IS 3975	IS 3975	Test Report	-	P	W	
		vi) Mass of zinc coating	Major	Chemical		IS 3975	IS 3975	Test Report	-	P	W	
		vii) Resistivity of wire/strip	Major	Electrical		IS 3975	IS 3975	Test Report	-	P	W	
		c) Test for thickness of insulation & sheath	Major	Physical		IS 7098/II/2011 & Tech. Data sheet	IS 7098/II/2011 & Tech. Data sheet	Test Report	-	P	W	
		d) Physical tests for insulation									W	
		i) Tensile strength & Elongation test	Major	Physical		IS 7098/II/2011	IS 7098/II/2011	Test Report	-	P	W	
		ii) Ageing in air oven	Major	Physical		IS 7098/II/2011	IS 7098/II/2011	Test Report	-	P	W	
		iii) Hot set test	Major	Physical		IS 7098/II/2011	IS 7098/II/2011	Test Report	-	P	W	
		iv) Shrinkage test	Major	Physical		IS 7098/II/2011	IS 7098/II/2011	Test Report	-	P	W	
		v) Water absorption (gravimetric)	Major	Physical		IS 7098/II/2011	IS 7098/II/2011	Test Report	-	P	W	
		e) Physical tests for outer sheath									W	

One sample per Tender



ANNEXURE G: QUALITY ASSURANCE PLAN (QAP)

FOR 33 & 66 kV EHV CABLES

S. NO.	COMPONENT & OPERATION	CHARACTERISTICS	CLASS	TYPE OF CHECK	QUANTUM OF CHECK	REFERENCE DOCUMENT	ACCEPTANCE NORMS	FORMAT OF RECORD	AGENCY			Remark
									SV	MFR	BSES	
1	2	3	4	5	6	7	8	9	10	11	12	13
Legend : SV : Sub-Vendor of Cable Manufacturer, MFR : Cable Manufacturer, MPS : Material Purchase Specification,												
P : Perform, W : Witness, V : Verification												
		i) Tensile strength & Elongation test at break	Major	Physical		IS 5831/84	IS 5831/84	Test Report	-	P	W	
		ii) Ageing in air oven	Major	Physical		IS 5831/84	IS 5831/84	Test Report	-	P	W	
		iii) Shrinkage test	Major	Physical		IS 5831/84	IS 5831/84	Test Report	-	P	W	
		iv) Hot deformation test	Major	Physical		IS 5831/84	IS 5831/84	Test Report	-	P	W	
		v) Loss of mass in air oven	Major	Physical		IS 5831/84	IS 5831/84	Test Report	-	P	W	
		v) Heat shock test	Major	Physical		IS 5831/84	IS 5831/84	Test Report	-	P	W	
		vi) Thermal stability test	Major	Physical		IS 5831/84	IS 5831/84	Test Report	-	P	W	
		f) Electrical tests in sequence									W	
		i) Partial discharge test	Critical	Electrical		IS 7098/II/2011	IS 7098/II/2011	Test Report	-	P	W	
		ii) Bending test	Major	Physical		IS 7098/II/2011	IS 7098/II/2011	Test Report	-	P	W	
		iii) Partial discharge test	Critical	Electrical		IS 7098/II/2011	IS 7098/II/2011	Test Report	-	P	W	
		iv) Dielectric power factor as a function of voltage	Major	Electrical		IS 7098/II/2011	IS 7098/II/2011	Test Report	-	P	W	
		v) Dielectric power factor as a function of temperature	Major	Electrical		IS 7098/II/2011	IS 7098/II/2011	Test Report	-	P	W	
		vi) Heating cycle test	Major	Electrical		IS 7098/II/2011	IS 7098/II/2011	Test Report	-	P	W	
		vii) Dielectric power factor as a fnction of voltage	Major	Electrical		IS 7098/II/2011	IS 7098/II/2011	Test Report	-	P	W	
		viii) Partial discharge test	Critical	Electrical		IS 7098/II/2011	IS 7098/II/2011	Test Report	-	P	W	
		ix) Impulse withstand test	Critical	Electrical		IS 7098/II/2011	IS 7098/II/2011	Test Report	-	P	W	
		x) High voltage test	Critical	Electrical		IS 7098/II/2011	IS 7098/II/2011	Test Report	-	P	W	
		g) Insulation resistance (Volume resistivity test)	Major	Electrical		IS 7098/II/2011	IS 7098/II/2011	Test Report	-	P	W	
		h) Flammability test	Major	Physical		IS 7098/II/2011	IS 7098/II/2011	Test Report	-	P	W	
D PACKING & MARKING												
1	Packing & Marking	a) Cable end sealing	Major	Visual	100 %	IS 7098/II/2011/ Agreement	IS 7098/II/2011/ Agreement	-	-	P	W/V	BSES representative may verify these characteristics on randomly selected drums.
		b) Pulling eye at leading end- removed from vendor scope, end cap shall be provided at both the end of cable	Major	Visual	100 %	As per agreement	As per agreement	-	-	P	W/V	
		b) Stencilling/Marking on drum	Minor	Visual	100 %	IS 7098(Part 2):2011/ Agreement	IS 7098(Part 2):2011/ Agreement	-	-	P	V	



ANNEXURE G: QUALITY ASSURANCE PLAN (QAP)

FOR 33 & 66 kV EHV CABLES

S. NO.	COMPONENT & OPERATION	CHARACTERISTICS	CLASS	TYPE OF CHECK	QUANTUM OF CHECK	REFERENCE DOCUMENT	ACCEPTANCE NORMS	FORMAT OF RECORD	AGENCY			Remark
									SV	MFR	BSES	
1	2	3	4	5	6	7	8	9	10	11	12	13
	Legend : SV : Sub-Vendor of Cable Manufacturer, MFR : Cable Manufacturer, MPS : Material Purchase Specification,											
	P : Perform, W : Witness, V : Verification											
Note		1. Checks specified above for Raw Material, In-Process and Final Inspection shall be as relevant to the specific cable construction.										
		2. Number of samples shall be selected as per Factory Standard/Agreement wherever 'sample' is indicated for extent of check.										
		3. Plant standards shall be followed in case Technical Data Sheet does not include requirements for characteristics to be checked.										
		4. BSES may witness Raw material and in process inspection in addition to Routine/Acceptance tests at any time/stage of manufacturing.										
		5. BSES's Inspector may randomly select a cable drum for type testing at vendor's works.										
		6. For each of the offered lot for inspection, BSES may randomly select one cable drum for testing of end cap "Destructive testing" to verify adhesion of sealing cap to cable outer sheath. .										
		7. All factory Type Tests shall be Witnessed by BSES										

Technical Specification for 33 kV 3Cx400 sq mm cable

Annexure- H**Testing and manufacturing process requirements w. r. t. TR- XLPE insulation**

All cables made with TR-XLPE Insulation should be tested and/or certified to meet the following performance parameters as per ANSI /ICEA S-94-649 after one year AWTT.

Property	Units	Requirements Values
Min. Avg. Electrical Breakdown Strength(qual. test)	Kv/mm	≥ 25
Impulse Strength	Kv/mm	≥ 83
Water Tree Length	Mm	0.25
Max. Bowtie Tree Density	(Number per 16.4 cu. cm)	Maximum 15 (0.12-0.25 mm range)

Manufacturing processes to produce high-quality cables with the following characteristics:

- Cure consistency with hot set/creep less than 100%
- No voids larger than 75 microns per 16.4 cubic cm
- No ambers larger than 250 microns per 16.4 cubic cm
- No contaminants larger than 125 microns and less than 5 between 50-125 microns per cubic 16.4 cubic cm tested.
- Neutral indent on cable is less than 375 microns
- Cable insulation concentricity greater than 90% tested
- No protrusions greater than 75 microns at the conductor shield and 125 microns at the insulation shield

Annexure-I: Deviation Format

Sl. No.	Document Name	Clause No.	Deviation	Reason	Merit to BSES

ANNEXURE -I**PRICE FORMAT**

ITEM DESCRIPTION	QTY	UoM	EX- WORKS RATE PER KM	UNIT FREIGHT	GST	UNIT LANDED	TOTAL LANDED COST
SUPPLY OF 33KV XLPE INSULATED ALUMINIUM CONDUCTOR OFC EMBEDED POWER CABLE OF SIZE 3CX400 SQ.MM	50	KM					

ANNEXURE -II**BID FORM**

To

Head of Department
Contracts & Material
Deptt. BSES Rajdhani
Power Ltd 1st Floor, C
Block
BSES Bhawan, Nehru
Place New Delhi
110019

Sir,

1 We understand that BRPL is desirous of procuring of..... in its licensed distribution network area in Delhi

2 Having examined the Bidding Documents for the above named works, we the undersigned, offer to deliver the goods in full conformity with the Terms and Conditions and technical specifications as may be determined in accordance with the terms and conditions of the contract.

3 If our Bid is accepted, we undertake to deliver the entire goods as) as per delivery schedule mentioned in Section IV from the date of award of purchase order/letter of intent.

4 If our Bid is accepted, we will furnish a performance bank guarantee for an amount of 10% (Ten)percent of the total contract value for due performance of the Contract in accordance with the Terms and Conditions.

5 We agree to abide by this Bid for a period of days from the due date of bid submission and it shall remain binding upon us and may be accepted at any time before the expiration of that period.

6 We declare that we have studied the provision of Indian Laws for supply of equipments /materials and the prices have been quoted accordingly.

7 Unless and until Letter of Intent is issued, this Bid, together with your written acceptance thereof, shall constitute a binding contract between us.

8 We understand that you are not bound to accept the lowest, or any bid you may receive.

9 There is provision for Resolution of Disputes under this Contract, in accordance with the Laws and Jurisdiction of Contract.

Dated this..... day of 2023

Signature..... In the capacity of

.....duly authorized to sign for and on behalf of

(IN BLOCK CAPITALS).....

ANNEXURE -III**ACCEPTANCE FORM FOR PARTICIPATION IN REVERSE AUCTION EVENT****(To be signed & stamped by the bidder along-with bid)**

BSES Rajdhani Power Ltd (BRPL) intends to use reverse auction through SAP-SRM tool as an integral part of entire tendering process. All bidders who are techno- commercially qualified on the basis of tender requirements shall participate in the reverse auction.

The following terms and conditions are deemed as accepted by the bidder on participation in the bid:-

1. In case of bidding through Internet medium, bidders are advised to ensure availability of all associated infrastructure as required to participate in the reverse auction event. Inability to bid due to telephone glitch, internet response issues, software & hardware hangs/failures, power failures or any other reason shall not be the responsibility of BRPL.
2. In case bidder fails to participate in the reverse auction event due to any reason whatsoever, it shall be presumed that the bidder has no further discounts to offer and the initial bid submitted by them as a part of tender shall be considered as bidder's Final No Regret offer. Any off-line price bids received from a bidder in lieu of non-participation in the reverse auction event shall be rejected by BRPL.
3. The bidder is advised to understand the auto bid process t safeguard themselves against any possibility of non-participation in the reverse auction event.
4. The bidder shall be prepared with competitive price quotes during the day of reverse auction event.
5. The prices quoted by bidder in reverse auction event shall be on FOR Landed cost BRPL Store/site basis inclusive of all relevant taxes, duties, levies, transportation charges etc.
6. The prices submitted by the bidder during reverse auction event shall be binding on the bidder.
7. The bidder agrees to non-disclosure of trade information regarding bid details e.g. purchase, identity, bid process/technology, bid documentation etc.
8. BRPL will make every effort to make the bid process transparent. However award decision of BRPL will be final and binding on the bidder.
9. The prices submitted during reverse auction event shall be binding on the bidder.
10. No request for Time extension of the reverse auction event shall be considered by BRPL.

ANNEXURE -IV**FORMAT FOR EMD BANK GUARANTEE**

(To be issued in a Non Judicial Stamp Paper of Rs.50/-purchased in the name of the bank)

Whereas [name of the Bidder] (herein after called the "Bidder") has submitted its bid dated [date of submission of bid] for the supply of [name and/or description of the goods] (here after called the "Bid").

KNOW ALL PEOPLE by these presents that WE [name of bank] at [Branch Name and address], having our registered office at [address of the registered office of the bank] (herein after called the "Bank"), are bound unto BSES Rajdhani Power Ltd., with it's Corporate Office at BSES Bhawan Nehru Place, New Delhi -110019, (herein after called —the "Purchaser") in the sum of (Rupees only) for which payment well and truly to be made to the said Purchaser, the Bank binds itself, its successors, and assigns by these presents.

Sealed with the Common Seal of the said Bank this

_____ day of _____ 20

THE CONDITIONS of this obligation are:

If the Bidder withdraws its Bid during the period of bid validity specified by the Bidder on the Bid Form; or

2. If the Bidder, having been notified of the acceptance of its Bid by the Purchaser during the period of bid validity:

- (a) fails or refuses to execute the Contract Form ,if required; or
- (b) fails or refuses to furnish the performance security, In accordance with the Instructions to Bidders/ Terms and Conditions;

We undertake to pay to the Purchaser up to the above amount upon receipt of its first written demand, without the Purchaser having to substantiate its demand, provided that its demand the purchaser will note that amount claimed by it is due to it, owing to the occurrence of one or both of the two condition(s), specifying the occurred condition or condition(s).

This guarantee will remain in force up to and including ONE TWENTY DAYS(120) days after the due date of submission bid, and any demand in respect thereof should reach the Bank not later than the above date.

(Stamp & signature of the

bank) Signature of the

witness(s)

ANNEXURE -V**COMMERCIAL TERMS AND CONDITIONS**

Sl N	Item Description	AS PER BRSPL	BIDDER'S CONFIRMATIO
1	Validity	120 days from the date of offer.	
2	Price basis	a) Firm , FOR Delhi store basis. Prices shall be inclusive of all taxes & duties, freight up to Delhi stores. b) Unloading at stores shall be in vendor's scope	
3	Payment terms	100% payment within 45 days after receipt of material at stores	
4	Delivery schedule	AS PER SECTION – IV	
5	Defect Liability period	60 months after commissioning or 66 months from the last date of dispatch, whichever is earlier	
6	Penalty for delay	1% per week of delay of undelivered units or part thereof subject to maximum of 10% of total PO value of undelivered units	
7	Performance Bank Guarantee	10% of total PO value valid for 24 months after commissioning or 30 months from the last date of dispatch, whichever is earlier plus 3 months towards claim period	

Bidder should also furnish the below details for future communication:-

FOR TECHNICAL QUERY:		
CONTACT PERSON & DESIGNATION	NAME	DESIGNATION
E-MAIL	MOBILE NO	TELEPHONE NO

FOR COMMERCIAL QUERY:		
CONTACT PERSON & DESIGNATION	NAME	DESIGNATION
E-MAIL	MOBILE NO	TELEPHONE NO

ANNEXURE VI**NO DEVIATION SHEET**

SL NO	SL NO OF TECHNICAL SPECIFICATION	DEVIATIONS,IF ANY

SIGNATURE & SEAL OF BIDDER**NAME OF BIDDER**



ANNEXURE-VII

S.No	PO No	PO Date	Qty	Supplied		Customer
				Qty.	Date	

Note: - CA/self certified and shall be printed on company letter head.

CHECK LIST

Sl No	Item Description	YES/NO
1	INDEX	YES/NO
2	COVERING LETTER	YES/NO
3	BID FORM (UNPRICED) DULY SIGNED (IN DUPLICATE)	YES/NO
4	BILL OF MATERIAL (UNPRICED) (IN DUPLICATE)	YES/NO
5	TECHNICAL BID(IN DUPLICATE)	YES/NO
6	ACCEPTANCE TO COMMERCIAL TERMS AND CONDITIONS	YES/NO
7	FINANCIAL BID (IN SEALED ENVELOPE – 1 ORIGINAL)	YES/NO
8	EMD IN PRESCRIBED FORMAT	YES/NO
9	DEMAND DRAFT OF RS 1180/- DRAWN IN FAVOUR OF	BSES RAJDHANI POWER LTD
10	POWER OF ATTORNEY/AUTHORISATION LETTER FOR SIGNING THE BID	YES/NO
11	ACCEPTANCE FORM FOR REVERSE AUCTION	YES/NO