

**Volume - I**

**Tender Notification for**

**RATE CONTRCAT FOR SUPPLY OF 1 PH & 3 PH  
BLUETOOTH ENABLED METER**

**CMC/BR/22-23/RB/PR/SN/1008**

**Due Date for Submission of Bids: 28.03.2022**

**BSES RAJDHANI POWER LTD (BRPL)  
BSES Bhawan, Nehru Place, New Delhi-110019  
Corporate Identification Number:  
U74899DL2001PLC111527  
Telephone Number: +91 11 3009 9999  
Fax Number: +91 11 2641 9833  
Website: [www.bsesdelhi.com](http://www.bsesdelhi.com)**

## **SECTION - I**

### **REQUEST FOR QUOTATION**

**Tender Notification: CMC/BR/22-23/RB/PR/SN/1008**

**Event: RATE CONTRCAT FOR SUPPLY OF 1 PH & 3 PH  
BLUETOOTH ENABLED METER**

## INDEX

### SECTION – I: REQUEST FOR QUOTATION

#### 1.00 Event Information

- 1.01** BSES RAJDHANI POWER LTD invites sealed tenders for supply of Single Phase Meter from reputed manufacturers. The bidder must qualify the technical requirements as specified in clause 2.0 stated below. The sealed envelopes shall be duly superscribed as — **“RATE CONTRCAT FOR SUPPLY OF 1 PH & 3 PH BLUETOOTH ENABLED METER (TENDER NOTICE CMC/BR/22-23/RB/PR/SN/1008 DUE FOR SUBMISSION ON 28.03.2022)”**.

Sl. No.	Item Description	Specification	Requirement	Estimated Cost
			Total Qty. (Nos.)	
BRPL,DELHI				
1	Single Phase 4G Smart Meter with configurable for Net Meter	SECTION V & VI	10,000	1.85 Cr
	Three Phase 4G Smart Meter with configurable for Net Meter		1000	
	DCU		315	

**Note:**

- **Quantity may vary to any extent of +/- 30% of above mentioned total quantity.**
- **The rates quoted shall remain valid for one year from the date of LOI/RC.**

- 1.02** The schedule of specifications with detail terms & conditions can be obtained from address given below against demand draft/Pay Order of **Rs.1180/-** drawn in favour of **BSES RAJDHANI POWER LTD**, payable at New Delhi. The sale of tender documents will be issued from **08.03.2022** onwards on all working days. The tender documents can also be downloaded from the website **“www.bsesdelhi.com”**.

In case tender papers are downloaded from the above website, then the bidder has to enclose a demand draft covering the cost of bid documents as stated above in a separate envelope with suitable superscription —“Cost of Bid Documents: Tender **Notice Ref: CMC/BR/22-23/RB/PR/SN/1008**”. This envelope should accompany the Bid Documents.

- 1.03** Offers can be received **up to 28.03.2022 (1500 Hrs)** and will be opened on **28.03.2022 at 1645 Hrs** in the presence of authorized representatives of the bidder's (Incase present on the schedule time of opening) .The schedule of specifications with detail terms & conditions are enclosed. It is the sole responsibility of the bidder to ensure that the bid documents reach this office on or before the due date.

**HEAD OF THE DEPARTMENT,  
1<sup>st</sup> FLOOR, 'C' BLOCK,  
CONTRACTS & MATERIALS DEPARTMENT,  
BSES RAJDHANI POWER LTD,  
BSES BHAWAN,  
NEHRU PLACE, NEW DELHI-110019.**

- 1.04** BSES RAJDHANI POWER LTD reserves the right to accept/reject any or all Tenders without assigning any reason thereof and alter the quantity of materials mentioned in the Tender documents at the time of placing purchase orders. Tender will be summarily rejected if:
- (i). Earnest Money Deposit (EMD) @ 2% (One percent) of the Tender value i.e **Rs 3,70,000/-** is not deposited in shape of Bank Draft in favor of BSES RAJDHANI POWER LTD, payable at Delhi or Bank Guarantee executed in favor of BSES RAJDHANI POWER LTD.
  - (i) The offer does not contain "FOR, NEW DELHI price indicating break-up towards all taxes & duties".
  - (ii). Complete Technical details are not enclosed.
  - (iii). Sample is not submitted along with the offer.
  - (iv). Tender is received after due time due to any reason.

- 1.05** BSES RAJDHANI POWER LTD reserves the right to reject any or all bids or cancel/withdraw the invitation for bids without assigning any reason whatsoever and in such case no bidder/intending bidder shall have any claim arising out of such action. time of placing purchase orders.

## **2.0 Qualification Criteria:-**

The prospective bidder must qualify all of the following requirements to be eligible to participate in the bidding Bidders who meet following requirements will be considered as successful bidder and management has a right to disqualify those bidders who do not meet these requirements.

1. The bidder must be a meter manufacturer of static meter.
2. The bidders shall either themselves be manufacturers of the equipment offered or accredited representatives of such manufacturers in India or of their Principals abroad with whom they may be having collaboration. **Such accreditation should be at least of one year preferably last year as on date of tender.** Authority letter from manufacturer shall be attached along with bid
3. Relevant documents in support of the above must be furnished along with undertaking of the manufacturers. If these documents are not furnished along with the tenders the offer will be rejected summarily.
4. Bidder should have supplied at least 5 Lakh 1ph Meters and 50,000 nos. 3 phase Meters of any rating in last three FY (i.e.2018-19, 2019-20 & 2020-21) with LCD, memory, optical port and communication facility as per IS 13779, CBIP-88 publication with latest amendment in the regard. The manufacturer should have experience of supplying to Electricity Distribution Utility/ Undertaking in India with electronic display and communication facility.
5. Offered meters should be in successful operation from last 2 years as on the date of opening of technical Bid. This should be supported by the copies of purchase orders and performance reports from the SEBs / Power utilities (Copy should be enclosed).
6. The bidder must possess valid ISO 9001:2000 certification for meter manufacturing and must possess valid BIS License.
7. Firms who are debarred /blacklisted in other utilities in India will not be considered.
8. The Bidder should have turnover of Rs.100 Crores in any one of the last three financial years ( i.e. 2018-19, 2019-20 & 2020-21) related to metering item only.

Bidder should submit report on financial standing such as profit and loss statement, balance sheets for the last three years, banker's certificates only of metering item only. etc.

9. The audited financial statements of accounts for the last three years submitted by bidder shall be evaluated and last year of audited accounts should show positive net worth.
10. Bidder should have complete volume of type test reports as per IS 13779 (Including latest Amendments if any) and magnet test as per CBIP-88 from any NABL accredited lab. The type test report should not be older than 2 years as on the date of opening of tender.
11. The manufacturer should have following facility to meet both quality and quantity requirement of supplies.
  - a) **Computerized test bench:** The manufacturer should have sufficient Nos of Computerized test benches. The benches should have electronic supply, Isolated CT/ PT system and data should be directly stored in central server.
  - b) **Seal tracking system:** The manufacturer has to put both his own seal and BSES seal on the meter. He should have a seal tracking software to ensure tracking of seal and no duplication of seals and meter nos.
  - c) **Meter Burn In system:** In order to ensure the reliability of components and that there is no drift in meter accuracy with time; the manufacturer should have burn in facility --- Running meter with load at elevated temperature.
  - d) **Routine test data :** During lot acceptance , all routine test data should be made available to inspector. In fact as per BIS, STI all test data should be offered to inspector for verification. **Routine test report should be packed with each meter.**
  - e) **Test benches:** During the lot acceptance, BSES inspector can test up to 5% of offered quantity .The manufacturer should agree to provide all test facility to do so. Further he should allow BSES inspector to check shop floor process. The place of inspection should be clearly marked in tender and same should be well equipped.
  - f) **Test equipments:** Since the meters has lot of anti theft features, the manufacturer should have test set up too check the working of all anti theft features. Same should be available during lot inspection; otherwise inspector has a right to withdraw inspection.
  - g) **PCB assembly facility:** - The PCB facility should have auto- pick n place machine, in- circuit tester, Protection against static charge/ dust etc.; and process to ensure no corrosion of solder points/ tracks. Incase service is taken from other vendor than bidder shall arrange inspection of facility. The bidder should be taking the service from the vendor since last two years and so far have procured one million meter PCB from vendor.
  - h) The manufacturer should send the compliance of above mentioned parameters in technical offer and has to give an undertaking about No Objection to verify his manufacturing facility as a part of tender process. Further in relevance to above clause vendor should submit details of facilities.

### 3.00 Bidding and Award Process

Bidders are requested to submit their questions regarding the RFQ or the bidding process after review of this RFQ. BSES RAJDHANI POWER LTD response to the questions raised by various bidders will be distributed to all participating bidders through website.

#### a. Time schedule of the bidding process

The bidders on this RFQ package should complete the following within the dates specified as under:

S. No.	Steps	Activity description	Due date
1	Technical Queries	<ul style="list-style-type: none"> <li>All Queries related to RFQ</li> </ul>	On or before 28.03.2022
2	Technical Offer	<ul style="list-style-type: none"> <li>EMD of requisite amount</li> <li>Non-refundable DD for Rs 1180/- in case tender documents downloaded from website</li> <li>It include clause by clause commentary, GTP, Type test report from CPRI / ERDA/NABL Lab (Not more than 2 year old), BIS report, Quality assurance plan, Deviation from the technical specifications, component deviation, undertaking of software protocol ,List of Plant and machinery, Testing facilities available at works and drawings, catalogues, manual and spare parts list etc. mentioned in our technical specifications enclosed</li> <li>Compliance of Qualification criterion (cl 2.0) and Documentary evidence in support of qualifying criterion as per format attached in Annexure V.</li> <li>Acceptance of delivery, commercial terms and conditions.</li> <li>Deviation from the General Conditions of the contract/commercial terms and condtions.</li> <li>Original Tender documents duly stamped and signed on each page as token of acceptance</li> <li>Unpriced Quoted Items</li> </ul>	28.03.2022, At 1500 Hrs
3	Commercial Offer	<ul style="list-style-type: none"> <li>Price for Single Phase meter with &amp; without Box</li> <li>Break up regarding basic price and taxes as per format enclosed vide Annexure III</li> <li>Delivery commitment</li> </ul>	28.03.2022, At 1500 Hrs
4	Samples (3 nos. of each type)	<ul style="list-style-type: none"> <li>Submission of Sample with meter routine report as per bidder offer.</li> <li>Samples will be submitted at BRPL Laboratory Near substation no .15 , sector – 7 , Pushpa Vihar , Saket ,New Delhi – 110017 on or before the due date.</li> <li>Sample of optical cord to be submitted with meter – 2 nos.</li> <li>Optical cord to be demonstrated for mechanical fixing &amp; downloading.</li> </ul>	28.03.2022, At 1500 Hrs
5	Performance guarantee quality system report	<ul style="list-style-type: none"> <li>As per RFQ</li> </ul>	Only for successful bidders.

S. No.	Steps	Activity description	Due date
6	Opening of technical bid	• As per RFQ	28.03.2022 , 16:45 Hrs

This is a two part bid process. Bidders are to submit the bids a) Technical Bid b) Financial Bid. Both these parts should be furnished in separate sealed covers superscribing specification no. validity etc, with particulars as **Part-I Technical Particulars & Commercial Terms & Conditions** and **Part-II "Financial bid"** and these sealed envelopes should again be placed in another sealed cover which shall be submitted before the due date & time specified.

**Bidders are requested to submit the bid in one Original plus one copy in duplicate**

**The Part – I** Eligibility and Technical Bid should not contain any cost information whatsoever. In case of Bids where the qualification requirements, technical suitability and other requirements are found to be inadequate, Part-II "Financial Bid" will be returned unopened.

b). Qualified bidders will be intimated after technical evaluation of all the bids is completed.

**Part –II Financial Bid:** This envelope will be opened after techno commercial evaluation and only of the qualified bidders. The date and time of same shall be intimated in due course to the qualified bidders. Prices strictly in the format enclosed in Annexure III indicating break up of basic prices, taxes, duties, freight etc.

#### **Part –III: E- Bidding and Reverse Auction through SAP-SRM Module**

Purchase reserves the right to use the reverse auction through SAP-SRM tool as an integral part of the entire tendering process. All the bidders who are techno-commercial qualified on the basis of tender requirements shall participate in reverse auction.

Notwithstanding anything stated above, the Purchaser reserves the right to assess bidders capability to perform the contract, should the circumstances warrant such assessment in the overall interest of the purchaser. In this regard the decision of the purchaser is final.

#### **4.00 Award Decision**

Purchaser intends to award the business on a lowest bid basis, so suppliers are encouraged to bid competitively. The decision to place purchase order / letter of acceptance solely depends on purchaser on the cost competitiveness across multiple lots, quality, delivery and bidder's capacity, in addition to other factors that Purchaser may deem relevant.

The purchaser reserves all the rights to award the contract to one or more bidders so as to meet the delivery requirement or nullify the award decision without any reason.

BSES reserves the right to split the tender quantity amongst techno commercially qualified bidders on account of delivery requirement in tender, quantity under procurement etc.

Splitting of tender quantity amongst more than one bidder shall be governed by below mentioned guidelines:

- **If the quantity is to be split among 2 bidders, it will be done in the ratio of 70:30 on L1 price.**
- **If the quantity is to be split among 3 bidders, it will be done in the ratio of 60:25:15 on L1 price.**

In the event of your bid being selected by purchaser (and / or its affiliates) and your subsequent DEFAULT on your bid; you will be required to pay purchaser (and / or its affiliates) an amount equal to the difference in your bid and the next lowest bid on the quantity declared in RFQ.

In case any supplier is found unsatisfactory during the delivery process, the award will be cancelled and BRPL reserves the right to award other suppliers who are found fit.

Qty Variation: The purchaser reserves the rights to vary the quantity by +/- 30% of the tender quantity.

Repeat Order: BRPL reserves the right to place repeat order at the same rates & terms and conditions as per this tender against additional requirement subject to mutual agreement between BRPL & supplier.

#### **5.00 Market Integrity**

We have a fair and competitive marketplace. The rules for bidders are outlined in the Terms & Conditions. Bidders must agree to these rules prior to participating. In addition to other remedies available, we reserves the right to exclude a bidder from participating in future markets due to the bidder's violation of any of the rules or obligations contained in the Terms & Condition. Bidders who violate the marketplace rules or engage in behavior that disrupts the fair execution of the marketplace restricts a bidder to length of time, depending upon the seriousness of the violation. Examples of violations include, but are not limited to:

- Failure to honor prices submitted to the marketplace.
- Breach of the terms of the published in Request For Quotation.

#### **6.00 Supplier Confidentiality**

All information contained in this RFQ is confidential and may not be disclosed, published or advertised in any manner without written authorization from BSES RAJDHANI POWER LTD. This includes all bidding information submitted .All RFQ documents remain the property of BSES RAJDHANI POWER LTD and all suppliers are required to return these documents to BSES RAJDHANI POWER LTD upon request.

Suppliers who do not honor these confidentiality provisions will be excluded from participating in future bidding events.

#### **7.0 Contact Information**

All communication as regards this RFQ shall be made (i) in English, (ii) in writing and (iii) sent by mail, facsimile to

	Technical	Commercial
<b>Contact Name</b>	<b>Mr. Rishi Goyal</b> <b>Copy to Mr. Mr. Gopal Nariya</b>	<b>Mr. Sarveshwar Nautiyal</b> <b>Copy to Mr. Pankaj Goyal</b>
<b>Address</b>	2 <sup>nd</sup> Floor , B-Block, BSES Bhawan Nehru Place , New Delhi -111019	1 <sup>st</sup> Floor , D-Block, BSES Bhawan Nehru Place , New Delhi -111019
<b>Email Id</b>	<a href="mailto:Rishi.Goyal@relianceada.com">Rishi.Goyal@relianceada.com</a> , <a href="mailto:Goap.Nariya@relianceada.com">Goap.Nariya@relianceada.com</a> ,	<a href="mailto:Sarveshwar.Nautiyal@relianceada.com">Sarveshwar.Nautiyal@relianceada.com</a> , <a href="mailto:Pankaj.goyal@relianceada.com">Pankaj.goyal@relianceada.com</a> ,

Note: Those who are downloading tender notice from website. It is advisable to inform BRPL technical Deptt, so as they can be contacted in case of any amendment in tender.



**SECTION – II**

**INSTRUCTION TO BIDDERS (ITB)**

**RATE CONTRCAT FOR SUPPLY OF 1 PH & 3 PH  
BLUETOOTH ENABLED METER**

**CMC/BR/22-23/RB/PR/SN/1008**

## **A. GENERAL**

- 1.0** BSES RAJDHANI POWER LTD hereinafter referred to as the Purchaser "are desirous of implementing the various Systems Improvement/Repair & Maintenance works at their respective licensed area in Delhi The Purchaser has now floated this tender for procurement Single Phase meter with & without Box as notified earlier in this bid Document.

### **2.0 SCOPE OF WORK**

The scope shall include Design, Manufacture, Testing at works conforming to the Technical Specifications enclosed along with Packing, Forwarding, Freight and Unloading and proper stacking at Purchaser's stores.

### **3.0 DISCLAIMER**

- 3.01 This Document includes statements, which reflect various assumptions, which may or may not be correct. Each Bidder/Bidding Consortium should conduct its own estimation and analysis and should check the accuracy, reliability and completeness of the information in this Document and obtain independent advice from appropriate sources in their own interest.
- 3.02 Neither Purchaser nor its employees will have any liability whatsoever to any Bidder or any other person under the law or contract, the principles of restitution or unjust enrichment or otherwise for any loss, expense or damage whatsoever which may arise from or be incurred or suffered in connection with anything contained in this Document, any matter deemed to form part of this Document, provision of Services and any other information supplied by or on behalf of Purchaser or its employees, or otherwise arising in anyway from the selection process for the Supply.
- 3.03 Though adequate care has been taken while issuing the Bid document, the Bidder should satisfy itself that Documents are complete in all respects. Intimation of any discrepancy shall be given to this office immediately.
- 3.04 This Document and the information contained herein are Strictly Confidential and are for the use of only the person(s) to whom it is issued. It may not be copied or distributed by the recipient to third parties (other than in confidence to the recipient's professional advisors).

### **4.0 COST OF BIDDING**

The Bidder shall bear all cost associated with the preparation and submission of its Bid and Purchaser will in no case be responsible or liable for those costs. **Further the Purchaser has a right to get Sample Meter's tested by any reputed independent lab like CPRI/ERDA/NABL at the cost of bidder.**

### **5.0 BIDDING DOCUMENTS**

- 5.01 The Scope of Work, Bidding Procedures and Contract Terms are described in the Bidding Documents. In addition to the covering letter accompanying Bidding Documents, the Bidding Documents include:

#### **Volume -I**

- |                                       |                |
|---------------------------------------|----------------|
| (a) Request for Quotation (RFQ)       | - Section - I  |
| (b) Instructions to Bidders (ITB)     | - Section – II |
| (c) General Conditions of Contract    | - Section -III |
| (d) Quantity and delivery requirement | - Section –IV  |
| (e) Technical Specifications (TS)     | - Section –V   |

- (a) Acceptance form for Reverse Auction - Annexure –A
  - (b) Bid Form - Annexure –I
  - (c) Bid Format - Annexure -II
  - (d) Price Schedule - Annexure –III
  - (e) Commercial Terms & Conditions - Annexure -IV
  - (f) No Deviation Sheet - Annexure –V
  - (g) Qualification Criterion - Annexure –VI
- 5.02 The Bidder is expected to examine the Bidding Documents, including all Instructions, Forms, Term and Specifications. Failure to furnish all information required by the Bidding documents or submission of a Bid not substantially responsive to the Bidding Documents in every respect will may result in the rejection of the Bid.

**6.00 AMENDMENT OF BIDDING DOCUMENTS**

- 6.01 At any time prior to the deadline for submission of Bids, the Purchaser may for any reasons, whether at its own initiative or in response to a clarification requested by a prospective Bidder, modify the Bidding Documents by Amendment.
- 6.02 The Amendment shall be part of the Bidding Documents, pursuant to Clause 5.01, and it will be notified in writing by Fax/e-mail to all the Bidders who have received the Bidding Documents and confirmed their participation to Bid, and will be binding on them .
- 6.03 In order to afford prospective Bidders reasonable time in which to take the Amendment into account in preparing their Bids, the Purchaser may, at its discretion, extend the deadline for the submission of Bids.

**C. PREPARATION OF BIDS**

**7.0 LANGUAGE OF BID**

The Bid prepared by the Bidder, and all correspondence and documents relating to the Bid exchanged by the Bidder and the Purchaser, shall be written in the English Language. Any printed literature furnished by the Bidder may be written in another Language, provided that this literature is accompanied by an English translation, in which case, for purposes of interpretation of the Bid, the English translation shall govern.

**8.0 DOCUMENTS COMPRISING THE BID**

The Bid prepared and submitted by the Bidder shall comprise the following components:

- (a) Bid Form ,Price & other Schedules (STRICTLY AS PER FORMAT) and Technical Data Sheets completed in accordance with Clause 9.0, 10.0, 11.0 and Technical Specification ;
- (b) All the Bids must be accompanied with the required EMD as mentioned in the Section-I against each tender.
- (c) Tender documents duly signed and stamped on each page by authorized signatory.

**9.0 BID FORM**

- 9.01 The Bidder shall complete an "Original" and another one "Copy" of the Bid Form and the appropriate Price & Other Schedules and Technical Data Sheets.

**9.02 EMD**

Pursuant to Clause 8.0(b) above, the bidder shall furnish, as part of its bid, a EMD amounting to 2 % of the total bid value (FOR Destination) i.e **Rs 3,70,000 /**. The EMD is required to protect the Purchaser against the risk of Bidder's conduct which would warrant the security's forfeiture.

The EMD shall be denominated in the currency of the bid, and shall be in the following form:

- (a) A bank guarantee issued by any scheduled bank strictly as per the form at enclosed and shall be valid for a period of thirty (30) days beyond the validity of the bid
- (b) Bank Draft in favour of BSES RAJDHANI POWER LTD, payable at Delhi.

Unsuccessful bidders' EMD will be discharged or returned as promptly as possible but not later than thirty (30) days after the expiration of the period of bid validity.

The successful bidder's EMD will be discharged upon furnishing the performance security. The EMD may be forfeited:

- (a) If the Bidder:
  - (i) Withdraws its bid during the period of bid validity specified by the Bidder in the Bid Form ; or
- (b) In the case of a successful Bidder, if the Bidder fails:
  - (i) to sign the Contractor
  - (ii) to furnish the required performance security.

**10.0 BID PRICES**

- 10.01 Bidders shall quote for the entire Scope of Supply with a break-up of prices for individual items. The total Bid Price shall also cover all the Supplier's obligations mentioned in or reasonably to be inferred from the Bidding Documents in respect of Design, Supply, Transportation to site, all in accordance with the requirement of Bidding Documents. The Bidder shall complete the appropriate Price Schedules included herein, stating the Unit Price for each item & total Price.
- 10.02 The prices offered shall be inclusive of all costs as well as Duties, Taxes and Levies paid or payable during execution of the supply work, breakup of price constituents, should be there.

**Prices quoted by the Bidder shall be—Firm “and not subject to any price adjustment during the performance of the Contract. A Bid submitted with an adjustable price quotation will be treated as non-responsive and rejected.**

**11.0 BID CURRENCIES**

Prices shall be quoted **in Indian Rupees (RS) Only.**

**12.0 PERIOD OF VALIDITY OF BIDS**

- 12.01 Bids shall remain valid for **120 days** post bid date.
- 12.02 Notwithstanding Clause 12.01 above, the Purchaser may solicit the Bidder's consent to an extension of the Period of Bid Validity. The request and the responses thereto shall be made in writing by Fax/e-mail.

Bidders shall submit Bids, which comply with the Bidding Documents. Alternative Bids will not be considered. The attention of Bidders is drawn to the provisions of Clause 22.03 & 22.04 regarding the rejection of Bids, which are not substantially responsive to the requirements of the Bidding Documents.

**14.0 FORMAT AND SIGNING OF BID**

- 14.01 The original Bid Form and accompanying documents (as specified in Clause 9.0), clearly marked "Original Bid", plus one duplicate copy must be received by the Purchaser at the date, time and place specified pursuant to Clauses 15.0 and 16.0. In the event of any discrepancy between the original and the copies, the original shall govern.
- 14.02 The original and copy of the Bid shall be typed or written in indelible ink and shall be signed by the Bidder or a person or persons duly authorized to sign on behalf of the Bidder. Such authorization shall be indicated by written Power-of-Attorney accompanying the Bid.
- 14.03 The Bid shall contain no interlineations, erasures or overwriting except as necessary to correct errors made by the Bidder, in which case such corrections shall be initialed by the person or persons signing the Bid.

**D. SUBMISSION OF BIDS**

**15.0 SEALING AND MARKING OF BIDS**

- 15.01 Bid submission: One original & one duplicate Copy (hard copies) of all the Bid Documents shall be sealed and submitted to the Purchaser before the closing time for submission of the bid.
- 15.02 The Technical Documents and the EMD shall be enclosed in a sealed envelope and the said envelope shall be superscribed with —**Technical & EMD**". The Financial bid shall be inside another sealed envelope with superscription — **Financial Bid**". Both these envelopes shall be sealed inside another big envelope. All the envelopes should bear the Name and Address of the Bidder and marking for the Original and Copy. The envelopes should be superscribed with —**"Tender Notice No, Due date of submission, Tender opening date.**
- 15.03 The Bidder has the option of sending the Bids in person. Bids submitted by Telex/Telegram /Fax will not be accepted. No request from any Bidder to the Purchaser to collect the proposals from Airlines/Cargo Agents etc shall be entertained by the Purchaser.
- 15.04 The Bidder, along with the bid documents has to submit two samples along with detailed GTP & Drawings. The sample should clearly indicate (i) Name of the bidder (ii) Tender No., (iii) Group & Item Sr. No. etc. Samples will be submitted at BRPL Laboratory Near substation no .15 , sector – 7 , Pushpa Vihar , Saket , New Delhi – 110017 on or before the due date of tender submission. Bidders are required to submit the receipt of sample submission along with the technical bid. The samples shall not be returned back to the bidder. Sample submission is not applicable for existing vendor and for vendor who has supplied meter in the past 6 months (unless supplier wants to it)

**16.0 DEADLINE FOR SUBMISSION OF BIDS**

- 16.01 The original Bid, together with the required copies, must be received by the Purchaser at the address specified **at 1500 Hrs on 28.03.2022**

16.02 The Purchaser may, at its discretion, extend the deadline for the submission of Bids by amending the Bidding Documents in accordance with Clause 9.0, in which case all rights and obligations of the Purchaser and Bidders previously subject to the deadline will thereafter be subject to the deadline as extended.

**17.0 ONE BID PER BIDDER**

Each Bidder shall submit only one Bid either by itself, or as a partner in a Joint Venture. A Bidder who submits or participates in more than one Bid will cause all those Bids to be rejected.

**18.0 LATE BIDS**

Any Bid received by the Purchaser after the deadline for submission of Bids prescribed by the Purchaser, pursuant to Clause 16.0, will be declared "Late" and rejected and returned unopened to the Bidder.

**19.0 MODIFICATIONS AND WITHDRAWAL OF BIDS**

19.01 The Bidder is not allowed to modify or withdraw its Bid after the Bid's submission.

**E. EVALUATION OF BID**

**20.0 PROCESS TO BE CONFIDENTIAL**

Information relating to the examination, clarification, evaluation and comparison of Bids and recommendations for the award of a contract shall not be disclosed to Bidders or any other persons not officially concerned with such process. Any effort by a Bidder to influence the Purchaser's processing of Bids or award decisions may result in the rejection of the Bidder's Bid.

**21.0 CLARIFICATION OF BIDS**

To assist in the examination, evaluation and comparison of Bids, the Purchaser may, at its discretion, ask the bidder for a clarification of its Bid. All responses to requests for clarification shall be in writing and no change in the price or substance of the Bid shall be sought, offered or permitted.

**22.0 PRELIMINARY EXAMINATION OF BIDS / RESPONSIVENESS**

22.01 Purchaser will examine the Bids to determine whether they are complete, whether any computational errors have been made, whether required sureties have been furnished, whether the documents have been properly signed, and whether the Bids are generally in order.

22.02 Arithmetical errors will be rectified on the following basis. If there is a discrepancy between the unit price and the total price per item that is obtained by multiplying the unit price and quantity, the unit price shall prevail and the total price per item will be corrected. If there is a discrepancy between the Total Amount and the sum of the total price per item, the sum of the total price per item shall prevail and the Total Amount will be corrected.

22.03 Prior to the detailed evaluation, Purchaser will determine the substantial responsiveness of each Bid to the Bidding Documents including production capability and acceptable quality of the Goods offered. A substantially responsive Bid is one, which conforms to all the terms and conditions of the Bidding Documents without material deviation.

22.04 Bid determined as not substantially responsive will be rejected by the Purchaser and/or the Purchaser and may not subsequently be made responsive by the Bidder by correction of the non-conformity.

**23.0 EVALUATION AND COMPARISON OF BIDS**

23.01 The evaluation of Bids shall be done based on the delivered cost competitiveness basis.

23.02 The evaluation of the Bids shall be a stage-wise procedure. The following stages are identified for evaluation purposes: In the first stage, the Bids would be subjected to a responsiveness check. The Technical Proposals and the Conditional ties of the Bidders would be evaluated.

Subsequently, the Financial Proposals along with Supplementary Financial Proposals, if any, of Bidders with Techno-commercially Acceptable Bids shall be considered for final evaluation .

23.03 The Purchaser's evaluation of a Bid will take into account, in addition to the Bid price, the following factors, in the manner and to the extent indicated in this Clause:

(a) Supply Schedule

(b) Deviations from Bidding Documents

Bidders shall base their Bid price on the terms and conditions specified in the Bidding Documents. The cost of all quantifiable deviations and omissions from the specification , terms and conditions specified in Bidding Documents shall be evaluated. The Purchaser will make its own assessment of the cost of any deviation for the purpose of ensuring fair comparison of Bids.

23.04 Any adjustments in price, which result from the above procedures, shall be added for the purposes of comparative evaluation only to arrive at an "Evaluated Bid Price". Bid Prices quoted by Bidders shall remain unaltered.

**F. AWARD OF CONTRACT**

**24.0 CONTACTING THE PURCHASER**

24.01 From the time of Bid submission to the time of contract award, if any Bidder wishes to contact the Purchaser on any matter related to the Bid, it should do so in writing.

24.02 Any effort by a Bidder to influence the Purchaser and/or in the Purchaser's decisions in respect of Bid evaluation, Bid comparison or Contract Award, will result in the rejection of the Bidder's Bid.

**25.0 THE PURCHASER 'S RIGHT TO ACCEPT ANY BID AND TO REJECT ANY OR ALL BIDS**

The Purchaser reserves the right to accept or reject any Bid and to annul the Bidding process and reject all Bids at anytime prior to award of Contract, without thereby incurring any liability to the affected Bidder or Bidders or any obligation to inform the affected Bidder or Bidders of the grounds for the Purchaser's action.

**26.0 AWARD OF CONTRACT**

The Purchaser will award the Contract to the successful Bidder whose Bid has been Determined to be the lowest-evaluated responsive Bid, provided further that the Bidder has been determined to be qualified to satisfactorily perform the Contract. Purchaser reserves the right to award order other bidders in the tender, provided it is required for progress of project & provided he agrees to come to the lowest rate.

**27.0 THE PURCHASER'S RIGHT TO VARY QUANTITIES**

The Purchaser reserves the right to vary the quantity i.e. increase or decrease the numbers/quantities without any change in terms and conditions during the execution of the Order.

**28.0 LETTER OF INTENT/ NOTIFICATION OF AWARD**

The letter of intent/ Notification of Award shall be issued to the successful Bidder whose bids have been considered responsive, techno-commercially acceptable and evaluated to be the lowest (L1). The successful Bidder shall be required to furnish a letter of acceptance with in 7 days of issue of the letter of intent /Notification of Award by Purchaser.

**29.0 PERFORMANCE BANK GUARANTEE**

The successful Bidder shall furnish the Performance Bank Guarantee for an amount of 5% (Five percent) of the Contract Price in accordance with the format provided. The Performance Bond shall be valid for a period of Sixty months (60) from the date of the commissioning or Sixty six months (66) from the last date of receipt of material (last consignment) at site/stores whichever is earlier plus 3 months towards claim period. Upon submission of the performance security, the EMD shall be released.

**30.0 CORRUPT OR FRAUDULENT PRACTICES**

30.01 The Purchaser requires that the Bidders observe the highest standard of ethics during the procurement and execution of the Project. In pursuance of this policy, the Purchaser:

(a) Defines, for the purposes of this provision , the terms set forth below as follows:

- (i) "Corrupt practice" means behavior on the part of officials in the public or private sectors by which they improperly and unlawfully enrich themselves and/or those close to them ,or induce others to do so, by misusing the position in which they are placed, and it includes the offering, giving, receiving, or soliciting of anything of value to influence the action of any such official in the procurement process or in contract execution; and
- (ii) "Fraudulent practice" means a misrepresentation of facts in order to influence a procurement process or the execution of a contract to the detriment of the Purchaser, and includes collusive practice among Bidders(prior to or after Bid submission ) designed to establish Bid prices at artificial non -competitive levels and to deprive the Purchaser of the benefits of free and open competition .

(b) Will reject a proposal forward if it determines that the Bidder recommended for award has engaged in corrupt or fraudulent practices in competing for the contract in question;

(c) Will declare a firm ineligible, either indefinitely or for a stated period of time, to be awarded a contract if it at any time determines that the firm has engaged in corrupt or fraudulent practices in competing for, or in executing, a contract.

30.02 Furthermore, Bidders shall be aware of the provision stated in the General Conditions of Contract.



## **SECTION- III**

### **GENERAL CONDITIONS OF CONTRACT (GCC)**

### **RATE CONTRCAT FOR SUPPLY OF 1 PH & 3 PH BLUETOOTH ENABLED METER**

**CMC/BR/22-23/RB/PR/SN/1008**

**GENERAL TERMS AND CONDITION**

**1.0 General Instructions**

- 1.01** All the Bids shall be prepared and submitted in accordance with these instructions.
- 1.02** Bidder shall bear all costs associated with the preparation and delivery of its Bid, and the Purchaser will in no case shall be responsible or liable for these costs.
- 1.03** The Bid should be submitted by the Bidder in whose name the bid document has been issued and under no circumstances it shall be transferred/sold to the other party.
- 1.04** The Purchaser reserves the right to request for any additional information and also reserves the right to reject the proposal of any Bidder, if in the opinion of the Purchaser, the data in support of RFQ requirement is incomplete.
- 1.05** The Bidder is expected to examine all instructions, forms, terms & conditions and specifications in the Bid Documents. Failure to furnish all information required in the Bid Documents or submission of a Bid not substantially responsive to the Bid Documents in every respect may result in rejection of the Bid. However, the Purchaser's decision in regard to the responsiveness and rejection of bids shall be final and binding without any obligation, financial or otherwise, on the Purchaser.

**2.0 Definition Of Terms**

- 2.01** "Purchaser" shall mean BSES RAJDHANI POWER LTD Limited, on whose behalf this bid enquiry is issued by its authorized representative / officers.
- 2.02** "Bidder" shall mean the firm who quotes against this bid enquiry issued by the Purchaser. "Supplier" or "Supplier" shall mean the successful Bidder and/or Bidders whose bid has been accepted by the Purchaser and on whom the "Letter of Acceptance" is placed by the Purchaser and shall include his heirs, legal representatives, successors and permitted assigns wherever the context so admits.
- 2.03** "Supply" and " " shall mean the Scope of Contract as described.
- 2.04** "Specification" shall mean collectively all the terms and stipulations contained in those portions of this bid document known as RFQ, Commercial Terms & Condition, Instructions to Bidders, Technical Specifications and the Amendments, Revisions, Deletions or Additions, as may be made by the Purchaser from time to time.
- 2.05** "Letter of Acceptance" shall mean the official notice issued by the Purchaser notifying the Supplier that his proposal has been accepted and it shall include amendments thereto, if any, issued by the Purchaser. The "Letter of Acceptance" issued by the Purchaser shall be binding on the "Supplier" The date of Letter of Acceptance shall be taken as the effective date of the commencement of contract.
- 2.06** "Month" shall mean the calendar month and "Day" shall mean the calendar day.
- 2.07** "Codes and Standards" shall mean all the applicable codes and standards as indicated in the Specification.
- 2.08** "Offer Sheet" shall mean Bidder's firm offer submitted to BSES RAJDHANI POWER LTD in accordance with the specification.
- 2.09** "Contract" shall mean the "Letter of Acceptance" issued by the Purchaser.

- 2.10** "Contract Price" shall mean the price referred to in the "Letter of Acceptance".
- 2.11** "Contract Period" shall mean the period during which the "Contract" shall be executed as agreed between the Supplier and the Purchaser in the Contract inclusive of extended contract period for reason beyond the control of the Supplier and/or Purchaser due to force majeure.
- 2.12** "Acceptance" shall mean and deemed to include one or more of the following as will be stipulated in the specification:
- a) The written acceptance of material by the inspector at suppliers works to ship the materials.
  - b) Acceptance of material at Purchaser site stores after its receipt and due inspection/ testing and release of material acceptance voucher.
  - c) Where the scope of the contract includes supply, acceptance shall mean issue of necessary equipment / material takeover receipt after installation & commissioning and final acceptance.

**3.0 Contract Documents & Priority**

- 3.01** Contract Documents: The terms and conditions of the contract shall consist solely of these RFQ conditions and the offer sheet.
- 3.02** Priority: Should there be any discrepancy between any term hereof and any term of the Offer Sheet, the terms of these RFQ shall prevail.

**4.0 Scope Of Supply -General**

- 4.01** The "Scope of Supply" shall be on the basis of Bidder's responsibility, completely covering the obligations, responsibility and supplies provided in this Bid enquiry whether implicit or explicit.
- 4.02** Bidder shall have to quote for the Bill of quantities as listed in Section – IV of this RFQ.
- 4.03** Quantity variation and additional requirement if any shall be communicated to successful bidder during project execution.
- 4.04** All relevant drawings, data and instruction manuals.

**5.0 Quality Assurance and Inspection**

- 5.01** Immediately on award of contract, the bidder shall prepare detailed quality assurance plan / test procedure identifying the various stages of manufacture, quality checks performed at each stage, raw material inspection and the Customer hold points. The document shall also furnish details of method of checking, inspection and acceptance standards / values and get the approval of Purchaser before proceeding with manufacturing. However, Purchaser shall have right to review the inspection reports, quality checks and results of suppliers in house inspection department which are not Customer hold points and the supplier shall comply with the remarks made by purchaser or his representative on such reviews with regards to further testing, rectification or rejection, etc.
- 5.02** Witness and Hold points are critical steps in manufacturing, inspection and testing where the supplier is obliged to notify the Purchaser in advance so that it may be witnessed by the Purchaser. Final inspection is a mandatory hold point. The supplier to proceed with the work past a hold point only after clearance by purchaser or a witness waiver letter from **BSES RAJDHANI POWER LTD.**

- 5.03** The performance of waiver of QA activity by Purchaser at any stage of manufacturing does not relieve the supplier of any obligation to perform in accordance with and meet all the requirements of the procurement documents and also all the codes & reference documents

Mentioned in the procurement document nor shall it preclude subsequent rejection by the purchaser.

- 5.04** On completion of manufacturing the items can be dispatched only after issue of shipping release by the Purchaser.
- 5.05** All testing and inspection shall be done without any extra cost.
- 5.06** Purchaser reserve the right to send any material out of the supply to any recognized laboratory for testing and the cost of testing shall be borne by the Purchaser. In case the material is found not in order with the technical requirement / specification, the charges along with any other penalty which may be levied is to be borne by the bidder. To avoid any complaint the supplier is advised to send his representative to the stores to see that the material sent for testing is being sealed in the presence of bidders representative.
- 5.07** Bidder has to sign quality agreement before supply of the material.

**6.0 Packing, Packing List & Marking**

- 6.01 Packing:** Supplier shall pack or shall cause to be packed all Commodities in boxes and containers and otherwise in such a manner as shall be reasonably suitable for shipment by road or rail to BSES RAJDHANI POWER LTD without undue risk of damage in transit.
- 6.02 Packing List:** The contents of each package shall be itemized on a detailed list showing the exact weight and the extreme outside dimensions (length, width and height) of each container or box. One copy of the packing list shall be enclosed in each package delivered. There shall also be enclosed in one package a master packing list identifying each individual package, which is part of the shipment. On any packaging where it is not feasible to place the packing list inside the container, all pertinent information shall be stenciled on the outside and will thus constitute a packing list.

**7.01 Prices basis for supply of materials**

Bidder to quote their prices on Landed Cost Basis.

For Supply to BSES RAJDHANI POWER LTD Delhi the price shall be inclusive of packing, forwarding, Freight & Goods & Service Tax (GST).

The above supply prices shall also **include unloading** at site stores.

Transit and storage insurance will be arranged by BSES RAJDHANI POWER LTD, however bidder to furnish required details in advance for arranging the same by BSES RAJDHANI POWER LTD.

**8.0 Variation in taxes, duties & levies:**

- 8.01** The total order value shall be adjusted on account of any variations in Statutory Levies imposed by Competent Authorities by way of fresh notification(s) within the stipulated delivery period only. However, in case of reduction in taxes, duties and levies, the benefits of the same shall be passed on to BUYER.
- 8.02** No other Taxes, Duties & Levies other than those specified above will be payable by BUYER except in case of new Levies, Taxes & Duties imposed by the Competent Authorities by way of fresh notification(s) subsequent to the issue of PURCHASE ORDER but within the stipulated delivery period.

**8.03** Notwithstanding what is stated above, changes in Taxes, Duties & Levies shall apply only to that portion of PURCHASE ORDER not executed on the date of notification by Competent Authority. Further, changes in taxes, Duties & Levies after due date of Delivery shall not affect PURCHASE ORDER Terms and value.

**8.04** PURCHASE ORDER value shall not be subject to any variation on account of variation in Exchange rate(s).

**9.0 Taxes & Duties on raw materials & bought out components:**

**9.01** Taxes & Duties on raw materials & bought out components are included in Order Value and are not subject to any escalation or variation for any reason whatsoever.

**9.02** Taxes & Duties on raw materials & bought out components procured indigenously are included in Order Value and are not subject to any escalation or variation for any reason whatsoever.

**10.0 Terms of payment and billing**

**10.01** For Supply of Equipments:

- 100% payment shall be made within 45 days from the date of receipt of material at store/ site against submission of 5 % performance bank guarantee. (Refer 12.01)

**10.02** Bidder to submit the following documents against dispatch of each consignment:

- i. Consignee copy of LR
- ii. Supplier detailed invoice showing commodity description, quantity, unit price, total price and basis of delivery.
- iii. Original certificate issued by BSES RAJDHANI POWER LTD confirming receipt of material at site and acceptance of the same.
- iv. Dispatch clearance / inspection report in original issued by the inspection authority
- v. Packing List.
- vi. Test Reports
- vii. Guarantee Certificate.

**11.0 Price Validity**

**11.01** All bids submitted shall remain valid, firm and subject to unconditional acceptance by BSES RAJDHANI POWER LTD Delhi for 120 days post bid-date. For awarded suppliers, the prices shall remain valid and firm till contract completion.

**12.0 Performance Guarantee**

**12.01** Supplier shall establish a performance bond in favor of BSES RAJDHANI POWER LTD in an amount not less than Five percent (5%) of the total price of the Contract (the "Performance Bond"). The Performance Bond shall be valid for a period of Sixty months (60) from the date of the commissioning or Sixty six months (66) from the last date of receipt of material (last consignment) at site/stores whichever is earlier plus 3 months towards claim period. It shall be in accordance with one of the following terms:

- (a) Depositing pay order /demand draft of the relevant amount directly with BSES RAJDHANI POWER LTD at the address listed above or as otherwise specified by BSES RAJDHANI POWER LTD, either of which shall constitute the Performance Bond hereunder; or
- (b) Bank guarantee from any nationalized bank in favour of BSES RAJDHANI POWER LTD. The performance Bank guarantee shall be in the format as specified by BSES RAJDHANI POWER LTD.

**13.0 Forfeiture**

**13.01** Each Performance Bond established under Clause 10.0 shall contain a statement that it shall be automatically and unconditionally forfeited without recourse and payable against the presentation by BSES RAJDHANI POWER LTD of this Performance Bond to the ICICI Bank at Mumbai, or to the relevant company/ correspondent bank referred to above, as the case may be, together with a simple statement that supplier has failed to comply with any term or condition set forth in the Contract.

**13.02** Each Performance Bond established under will be automatically and unconditionally forfeited without recourse if BSES RAJDHANI POWER LTD in its sole discretion determines that supplier has failed to comply with any term or condition set forth in the contract.

**14.0 Release**

All Performance Bonds will be released without interest within seven (7) days from the last date up to which the Performance Bond has to be kept valid (as defined in Clause 10.0) except for the case set forth in Clause 21.0.

**15.0 Guarantee Period**

**15.01** The bidder to Guarantee the Meter with Box supplied against any defect of failure, which arise due to faulty materials, workmanship or design for the entire defects liability period. The Defect liability period shall be 60 months from the date of commissioning or 66 months from the last date of delivery whichever is earlier. If during the Guarantee period any materials / items are found to be defective, these shall be replaced with New Meter with Box free of cost by the bidder at his own cost within 30 days from the date of receipt of intimation.

The analysis of defective meter within Guarantee period shall be provided by meter OEM's to BRPL. OEM shall ensure to establish a system where he will visit BRPL premises, in every 15 days or on accumulation of 250 defective meter (whichever comes first) and provide the detailed analysis report of faulty meters .

**16.0 Return, Replacement or Substitution.**

BSES RAJDHANI POWER LTD shall give Supplier notice of any defective Commodity promptly after becoming aware thereof. BSES RAJDHANI POWER LTD may in its discretion elect to return defective Commodities to Supplier for replacement, free of charge to BSES RAJDHANI POWER LTD, or may reject such Commodities and purchase the same or similar Commodities from any third party. In the latter case BSES RAJDHANI POWER LTD shall furnish proof to Supplier of the cost of such substitute purchase. In either case, all costs of any replacement, substitution, shipping, labour and other related expenses incurred in connection with the return and replacement or for the substitute purchase of a Commodity hereunder should be for the account of Supplier. BSES RAJDHANI POWER LTD may set off such costs against any amounts payable by BSES RAJDHANI POWER LTD to Supplier. Supplier shall reimburse BSES RAJDHANI POWER LTD for the amount, if any, by which the price of a substitute Commodity exceeds the price for such Commodity as quoted in the Bid.

**17.0 Effective Date of Commencement of Contract:**

**17.01** The date of the issue of the Letter of Acceptance shall be treated as the effective date of the commencement of Contract.

**18.0 Time – The Essence Of Contract**

**18.01** The time and the date of completion of the "Supply" as stipulated in the Letter Of Acceptance / Purchase order issued to the Supplier shall be deemed to be the essence of the "Contract". The Supply has to be completed not later than the aforesaid Schedule and date of completion of supply .

**19.0 The Laws and Jurisdiction of Contract:**

**19.01** The laws applicable to this Contract shall be the Laws in force in India.

**19.02** All disputes arising in connection with the present Contract shall be settled amicably by mutual consultation failing which shall be finally settled as per the rules of Arbitration and Conciliation Act, 1996 at the discretion of Purchaser. The venue of arbitration shall be at Mumbai in India

**20.0 Events of Default**

**20.01** Events of Default. Each of the following events or occurrences shall constitute an event of default ("Event of Default") under the Contract:

- (a) Supplier fails or refuses to pay any amounts due under the Contract;
- (b) Supplier fails or refuses to deliver Commodities conforming to this RFQ/ specifications, or fails to deliver Commodities within the period specified in P.O. or any extension thereof
- (c) Supplier becomes insolvent or unable to pay its debts when due, or commits any act of bankruptcy, such as filing any petition in any bankruptcy, winding-up or reorganization proceeding, or acknowledges in writing its insolvency or inability to pay its debts; or the Supplier's creditors file any petition relating to bankruptcy of Supplier;
- (d) Supplier otherwise fails or refuses to perform or observe any term or condition of the Contract and such failure is not remediable or, if remediable, continues for a period of 30 days after receipt by the Supplier of notice of such failure from BSES RAJDHANI POWER LTD

**21.0 Consequences of Default.**

- (a) If an Event of Default shall occur and be continuing, BSES RAJDHANI POWER LTD may forthwith terminate the Contract by written notice.
- (b) In the event of an Event of Default, BSES RAJDHANI POWER LTD may, without prejudice to any other right granted to it by law, or the Contract, take any or all of the following actions;
  - (i) present for payment to the relevant bank the Performance Bond;
  - (ii) purchase the same or similar Commodities from any third party; and/or recover any losses and/or additional expenses BSES RAJDHANI POWER LTD may incur as a result of Supplier's default.

**22.0 Penalty for Delay**

**22.01** If supply of items / equipments is delayed beyond the supply schedule as stipulated in purchase order then the Supplier shall be liable to pay to the Purchaser as penalty for delay, a sum of 1% (one percent) of the Basic price for every week delay or part thereof for individual mile stone deliveries.



**22.02** The total amount of penalty for delay under the contract will be subject to a maximum of ten percent (10%) of the total basic price of pending quantity.

**22.03** The Purchaser may, without prejudice to any method of recovery, deduct the amount for such damages from any amount due or which may become due to the Supplier or from the Performance Bond or file a claim against the supplier.

**23.0 Force Majeure**

**23.01 General**

An "Event of Force Majeure" shall mean any event or circumstance not within the reasonable control directly or indirectly, of the Party affected, but only if and to the extent that:

- (i) Such event or circumstance materially and adversely affects the ability of the affected Party to perform its obligations under this Contract, and the affected Party has taken all reasonable precautions, due care and reasonable alternative measures in order to prevent or avoid the effect of such event on the affected party's ability to perform its obligations under this Contract and to mitigate the consequences thereof.
- (ii) For the avoidance of doubt, if such event or circumstance would not have materially and adversely affected the performance of the affected party had such affected party followed good industry practice, such event or circumstance shall not constitute force majeure.
- (iii) Such event is not the direct or indirect result of the failure of such Party to perform any of its obligations under this Contract.
- (iv) Such Party has given the other Party prompt notice describing such events, the effect thereof and the actions being taken in order to comply with above clause.

**23.02** Specific Events of Force Majeure subject to the provisions of above clause, Events of Force Majeure shall include only the following to the extent that they or their consequences satisfy the above requirements :

- (i) The following events and circumstances:
  - a) Effect of any natural element or other acts of God, including but not limited to storm, flood, earthquake, lightning, cyclone, landslides or other natural disasters.
  - b) Explosions or fires
  - (ii) War declared by the Government of India, provided that the ports at Mumbai are declared as a war zone.
  - (iii) Dangers of navigation, perils of the sea.

**23.03** Notice of Events of Force Majeure If a force majeure event prevents a party from performing any obligations under the Contract in part or in full, that party shall:

- i) Immediately notify the other party in writing of the force majeure events within 7(seven) working days of the occurrence of the force majeure event
- ii) Be entitled to suspend performance of the obligation under the Contract which is affected by force majeure event for the duration of the force majeure event.



- iii) Use all reasonable efforts to resume full performance of the obligation as soon as practicable
- iv) Keep the other party informed of all such efforts to resume full performance of the obligation on a regular basis.
- v) Provide prompt notice of the resumption of full performance or obligation to the other party.

**23.04 Mitigation of Events of Force Majeure Each Party shall:**

- (i) Make all reasonable efforts to prevent and reduce to a minimum and mitigate the effect of any delay occasioned by an Event of Force Majeure including recourse to alternate methods of satisfying its obligations under the Contract;
- (ii) Use its best efforts to ensure resumption of normal performance after the termination of any Event of Force Majeure and shall perform its obligations to the maximum extent practicable as agreed between the Parties; and
- (iii) Keep the other Party informed at regular intervals of the circumstances concerning the event of Force Majeure, with best estimates as to its likely continuation and what measures or contingency planning it is taking to mitigate and or terminate the Event of Force Majeure.

**23.05 Burden of Proof** In the event that the Parties are unable in good faith to agree that a Force Majeure event has occurred to an affected party, the parties shall resolve their dispute in accordance with the provisions of this Agreement. The burden of proof as to whether or not a force majeure event has occurred shall be upon the party claiming that the force majeure event has occurred and that it is the affected party.

**23.06 Termination for Certain Events of Force Majeure.** If any obligation of any Party under the Contract is or is reasonably expected to be delayed or prevented by a Force Majeure event for a continuous period of more than 3 months, the Parties shall promptly discuss in good faith how to proceed with a view to reaching a solution on mutually agreed basis. If a solution on mutually agreed basis cannot be arrived at within a period of 30 days after the expiry of the period of three months, the Contract shall be terminated after the said period of 30 days and neither Party shall be liable to the other for any consequences arising on account of such termination.

**23.07 Limitation of Force Majeure event.** The Supplier shall not be relieved of any obligation under the Contract solely because cost of performance is increased, whether as a consequence of adverse economic consequences or otherwise.

**23.08 Extension of Contract Period due to Force Majeure event** The Contract period may be extended by mutual agreement of Parties by way of an adjustment on account of any period during which an obligation of either Party is suspended due to a Force Majeure event.

**23.09 Effect of Events of Force Majeure.** Except as otherwise provided herein or may further be agreed between the Parties, either Party shall be excused from performance and neither Party shall be construed to be in default in respect of any obligations hereunder, for so long as failure to perform such obligations shall be due to and event of Force Majeure."

**24.0 Transfer And Sub-Letting**

**24.01** The Supplier shall not sublet, transfer, assign or otherwise part with the Contract or any part thereof, either directly or indirectly, without prior written permission of the Purchaser.

**25.01** When ever under this contract any money is recoverable from and payable by the bidder, the purchaser shall be entitled to recover such sum by appropriating in part or in whole by detecting any sum due to which any time thereafter may become due from the supplier in this or any other contract. Should the sum be not sufficient to cover the full amount recoverable the bidder shall pay to the purchaser on demand the remaining balance.

**26.0 Waiver**

**26.01** Failure to enforce any condition herein contained shall not operate as a waiver of the condition itself or any subsequent breach thereof.

**27.0 Indemnification**

**27.01** Notwithstanding contrary to anything contained in this RFQ, Supplier shall at his costs and risks make good any loss or damage to the property of the Purchaser and/or the other Supplier engaged by the Purchaser and/or the employees of the Purchaser and/or employees of the other Supplier engaged by the Purchaser whatsoever arising out of the negligence of the Supplier while performing the obligations under this contract.

**SECTION – IV:**

**QUANTITY AND DELIVERY REQUIREMENT**

Sr. No.	Item Description	Specification	Requirement		Location
			Total Qty.	Delivery Schedule	
BSES RAJDHANI POWER LIMITED					
1	Single Phase 4G Smart Meter with configurable for Net Meter	SECTION V	10,000 Nos	As per BSES Requirement	Stores BSES RAJDHANI POWER LTD Delhi
	Three Phase 4G Smart Meter with configurable for Net Meter		1000 Nos		
	DCU		315 Nos		

## **SECTION – V:**

Technical Specifications for Single Phase, Two Wire Direct Connected Meters, 240 V, Rating 10-60A, Class 1.0 accuracy, DLMS protocol with Bluetooth Low Energy (BLE), accessories and Mobile App





### **RATE CONTRCAT FOR SUPPLY OF 1 PH & 3 PH BLUETOOTH ENABLED METER**

**CMC/BR/22-23/RB/PR/SN/1008**

**Detailed Meter Specification No. : GN101-03-SP-331-00**

# Technical Specifications for Single Phase, Two Wire Direct Connected Meters, 240 V, Rating 10-60A, Class 1.0 accuracy, DLMS protocol with Bluetooth Low Energy (BLE), accessories and Mobile App

Document number: GN101-03-SP-331-00

Prepared By	Reviewed by	Approved By	Revision
Rishi Goyal	Vikas Srivastava Rishi Goyal	Rajesh Doshi Gopal Nariya	Rev. No.: R0 Date: 07.02.22
			

## VERSION CONTROL

SN	Date	Previous Version No.	Current Version No.	Author
1	07.02.22	--	Rev0	Rishi Goyal

## Contents

VERSION CONTROL	29
1. SCOPE	30
2. STANDARDS	30
3. FUNCTIONAL SPECIFICATION	30
4. CONSTRUCTIONAL SPECIFICATION	33
5. TAMPER & ANTI-FRAUD DETECTION/EVIDENCE FEATURES	34
6. COMPONENT SPECIFICATIONS	36
7. DRAWINGS AND DOCUMENTS	37
8. DISPLAY SEQUENCE FOR THE PARAMETERS	38
9. TYPE TEST	38
10. ADDITIONAL FEATURES	39
11. GENERAL REQUIREMENTS	39
12. METER REPLACEMENT	40
13. PRE-FIT METER BOX	40
14. BLUETOOTH LOW ENERGY (BLE)	43
ANNEXURE – A METER VOLTAGE FUNCTIONALITY	45
ANNEXURE B – PARAMETER LIST FOR DOWNLOADING	46

## 1. SCOPE

This specification covers design, manufacture testing, supply and delivery of single phase two wire, 240 V, current rating 10-60 A, class 1.0 accuracy Static Watt hour meters with BLE, DCU and Mobile App, related software for PC, PDS, CMRI and accessories required for successful operation of the meter.

## 2. STANDARDS

The offered meter shall be ISI marked (Bidder shall have valid BIS certificate) and conform to CEA Metering (Installation and Operation of Meters) Regulation 2006 or latest amendments, Indian Electricity Acts and Indian Electricity Rules.

SN	Standard	Title
a.	IS: 13779	AC Static Watt-hour Meters, Class 1 and 2 – Specification
b.	IS 15959 and its latest amendment	Data Exchange for Electricity Meter, Reading, Tariff and Load Control – Companion Specification
c.	CBIP Manual (Pub no.-325)	Standardization of AC Static Electrical Energy Meters
d.	IEC:62052-11	Electricity metering equipment (AC) - General requirements, tests and test conditions - Part 11: Metering equipment
e.	IEC 62053-21	Electricity metering equipment (AC) - Particular requirements - Part 21: Static meters for active energy (classes 1 and 2)
f.	IEC 62056-5-3	Electricity metering data exchange- The DLMS/COSEM Suit- Part 5-3: DLMS/ COSEM application layer
g.	CEA Regulation:2006	Installation and Operation of meters regulations (latest amendment)
h.	IS 14772	General requirements for enclose for accessories for household and similar
i.	IS 4249	Classification and methods of test for non-ignitable and self extinguishing properties of solid electrical insulating materials
j.	IS 8623	Specification for low voltage switchgear and control gear assemblies
k.	IS 11731	Method of test for determination of flammability of solid electrical insulating material when exposed to an igniting source
l.	IEC 61000-4-2	Electromagnetic compatibility

## 3. FUNCTIONAL SPECIFICATION

SN	Function /Feature	Technical Requirements
3.1	Voltage & (Current)	Ref Voltage 240 V (P-N), +20% to -40% Vref, Rated Current: 10-60A
3.2	Display	a) LCD (Six digits+2 digits) b) Height: 10 mm X 5 mm min c) Pin Type d) Viewing angle min. 120 degrees) The display shall not be affected by electrical, magnetic disturbances and ESD. The LCD should withstand a temperature of 80 deg C for storage and 65 deg C operation.
3.3	Power factor range	Zero lag –unity- zero lead

3.4	Display parameters	<p>a) Display parameters : LCD test, Meter Sr. No.(8 digits), Date, Real time, Cumulative kWh, Cumulative kVAh, kVAR (lag and lead), Current month MD kW, Current month MD kVA, Current month MD kVAR, Phase Voltage &amp; Current (instantaneous value), Neutral current (Instantaneous value), Instantaneous PF, Instantaneous kW, Instantaneous kVA, Temperature, High Resolution value (kWh, KVAh)</p> <p>b) Display order shall be as given in this specification on auto-scroll mode. Physical push button is not required in meter and push button shall be capacitive type only.</p> <p>c) EL on LCD display or LED</p>
3.5	Power Consumption	Less than 1W & 8VA in Voltage circuit and 2 VA for Current circuit.
3.6	Starting current	0.2 % of Ib
3.7	Frequency	50 Hz with + / - 5% variation
3.8	Test Output Device	Flashing LED visible from the front, Separate for kWh and kVAh/kVARh (Configurable) to enable testing on apparent energy on field.
3.9	Billing data	<p>a) Meter serial number, Date and time, kWh, kVAh, kVARh, MD in kW, KVAR &amp; kVA, History of kWh &amp; kVAh, MD with occurrence detail for last at least 6 months along with TOD readings &amp; meter shall log monthly ON/ Off hrs as history. It will be possible to change TOD in future using handheld device.</p> <p>b) All these data shall be accessible for reading and recording billing by downloading through optical port, communication port of the meters with PDS /CMRI or android based devices &amp; Laptop computers at site.</p> <p>c) Bidder has to ensure and extend full support required for data down loading using PDS /CMRI or android based devices before delivery of meters.</p>
3.10	MD Registration	<p>d) Meter shall store MD in every 30 min. period along with date &amp; time. At the end of every 30 min, new MD shall be computed &amp; compared with previous MD and store whichever is higher and the same shall be displayed.</p> <p>e) It is preferred that MD is computed using separate counter rather by difference of initial and final energy counter.</p>
3.11	Auto Reset of MD	Auto reset date for MD shall be indicated at the time of finalizing GTP. Default resetting date is 00:00 hrs, 1st of every month.
3.12	TOD metering	<p>a) Meter shall be capable for TOD metering for kWh, kVAh and MD in kW, kVA with 7 time zones.</p> <p>b) TOD shall be as per latest DERC tariff order. During supplies each time zone shall be programmed for separate tariff.</p> <p>c) TOD parameters as per DERC should be programmable on site through handheld device of BRPL. PF for import &amp; export for active &amp; apparent energy will be recorded.</p>



3.13	Security feature	Programmable facility to restrict the access to the information recorded at different security level such as read communication, communication write etc.
3.14	Memory	Non volatile memory independent of battery backup, memory should be retained up to 10 year in case of power failure.
3.15	Communication port	<ul style="list-style-type: none"> <li>a) Optical Port and RJ11/MicroUSB serial port shall be provided to download the meter using handheld device or AMR module.</li> <li>b) Both optical and wired port should work independently &amp; failure of one port shall not affect the downloading of data through the other port.</li> <li>c) Meters shall have flat optical port at meter end with metal plate to hold optical cord without any compromise on alignment and sensitivity.</li> <li>d) Wired port shall have provision for cover which can be sealed.</li> <li>e) Wire configuration diagram of the physical port (RJ11/MicroUSB) to be provided for records.</li> <li>f) Bidder shall submit 2 cables to read the meter through RJ11 / Micro USB port.</li> <li>g) BLE communication ver 4.1 or above</li> </ul>
3.16	Software & Communication compatibility	<ul style="list-style-type: none"> <li>a) Base computer software compatible to Microsoft Windows for meter reading using PC / Laptop.</li> <li>b) The Supplier shall supply Software for downloading meters through PDS, CMRI.</li> <li>c) All the parameters as mentioned in annexure B shall be downloaded in less than 30 sec.</li> <li>d) Supplier shall provide mobile app or provide undertaking to integrate with any mobile app desired by BRPL.</li> <li>e) The software should have polling feature with optional selection of parameters to be downloaded for AMR application.</li> <li>f) The software shall have facility to export data to ASCII, MS Excel, cdf format etc.</li> <li>g) The Supplier shall also provide training for the use of software free of cost to BRPL.</li> <li>h) Meter reading protocol shall be as per IS15959/IEC 62056 DLMS protocol.</li> <li>i) The bidder shall provide DLMS compliance for meter communication.</li> <li>j) The Supplier shall also provide manuals, troubleshooting guide and training for the use of software.</li> <li>k) Bidder to jointly work with BRPL IT team to ensure downloading of desired parameters using PDS / CMRI software for billing and analytics purpose within agreed timeline. The Bidder has to give an undertaking in this regard.</li> </ul>
3.17	Climatic conditions	a) Refer IS: 13779 for climatic conditions.

3.18	Battery	<ul style="list-style-type: none"> <li>a) In case of battery removal or total discharge same should not affect the working &amp; memory of the meter.</li> <li>b) Shelf life of RTC battery should be 3 years, operating life of 10 years.</li> </ul>
3.19	Calibration	Modification in calibration shall not be possible at site by any means.
3.20	Other Features	<ul style="list-style-type: none"> <li>a) Mid night data: The meter should record midnight Cumulative kWh, kVAh and KVArh reading for last min 60 days load survey data.</li> <li>b) Temperature: The meter should have capability to measure meter temperature and can log high temperature events if it is more than 60 deg C with date and time.</li> <li>c) Load survey: Load survey for min 60 days for voltage, phase and Neutral current, active, apparent energy, reactive lag and lead energy, active, apparent and reactive load, power factor, temperature.</li> </ul>

#### 4. CONSTRUCTIONAL SPECIFICATION

SN	Parameters	Technical Requirements
4.1	Meter Body	<ul style="list-style-type: none"> <li>a) Meter cover will be transparent and base opaque material polycarbonate of LEXAN 143A/ 943AA or equivalent grade having properties of UV stabilized</li> <li>b) Front cover &amp; base should be ultrasonically welded.</li> </ul>
4.2	Terminal Block	<ul style="list-style-type: none"> <li>a) The terminal block shall be of opaque with polycarbonate LEXAN500R or equivalent, brass current terminals with flat-base screws. <ul style="list-style-type: none"> <li>o Typical Minimum CSA of BRASS --- 2.5 A / Sqmm.</li> <li>o Brass Composition – 62:36:02, Extruded material, Environment protected.</li> </ul> </li> <li>b) Terminal screw – typically M6, two nos./ per wire (Lower side of screw shall be circular type). The head of screw shall be star type and suitable &amp; non breakable at the time of tightening.</li> <li>c) Terminal cable entry hole should be suitable for 25Sqmm PVC cable. Typically brass terminal should start from 5mm (minimum) from front face.</li> <li>d) Diameter of terminal hole shall be suitable for cable size of 2x25 sqmm to reduce air gap inside the terminal hole and maximize contact.</li> </ul>
4.3	Terminal cover	<ul style="list-style-type: none"> <li>a) Terminal cover shall be transparent with polycarbonate LEXAN 143R/943A or equivalent.</li> <li>b) Transparent terminal cover with provision of sealing through sealing screw. It should be with two cable entry holes suitable for 2X25 Al. armoured cable. The screw of terminal cover shall be self locking arrangement.</li> <li>c) The terminal cover shall be provided with separation wall.</li> </ul>

4.4	Diagram of connections	Diagram of external connections to be shown on terminal cover
4.5	Marking on name plates	Meter should have clearly visible, indelible and distinctly name plate marked in accordance with IS & BRPL specifications. Prior approval of name plate design to be taken before product supply.
4.6	Meter Sealing	a) As per IS 13779 and Metering Regulation 2006 or latest amendment, Supplier will fix its seal on meter. In addition, supplier shall affix buyer seal(s) on side of meter body as advised by buyer and record should be forwarded to Buyer. b) Supplier seal type: Minimum one seal as Hologram type, numbered with hologram transfer on tamper proof paper seal.
4.7	Guarantee	a) 66 months from the date of dispatch or 60 months from date of commissioning, whichever is earlier. b) Guarantee includes meter with box i.e. in case of meter is not downloaded from outside of the box using optical cable supplied with the meter lot then it will be considered as faulty.
4.8	Insulation	Meter shall withstand a dielectric test of 4 kV and impulse test at 8 kV.
4.9	Resistance of heat and fire	The terminal block and meter case shall have safety against the spread of fire. They shall not be ignited by thermal overload of live parts in contact with them as per the relevant IS 13779.

## 5. TAMPER & ANTI-FRAUD DETECTION/EVIDENCE FEATURES

### 5.1 Tamper Conditions

The meter shall not get affected by any remote control device & shall continue recording energy under any one or combinations of the following conditions and occurrence and restoration of all events should be with date and time:

SN	Tamper condition	Meter behavior
5.1.1	I/C & O/G Interchanged	Meter should record forward energy
5.1.2	Phase & Neutral Interchanged	Meter should record forward energy
5.1.3	I/C Neutral Disconnected, O/G Neutral & Load Connected To Earth.	Meter should record forward energy
5.1.4	I/C Neutral Disconnected, O/G Neutral Connected To Earth Through Resistor & Load Connected To Earth.	Meter should record forward energy
5.1.5	I/C Neutral connected, O/G Neutral Connected To Earth Through Resistor & Load Connected To Earth.	Meter should record forward energy
5.1.6	I/C (Phase & Neutral) Interchanged, Load Connected To Earth.	Meter should record forward energy
5.1.7	I/C & O/G (Phase or Neutral) Disconnected, Load Connected To Earth.	Meter should record forward energy In case of I/C & O/G neutral disconnected Meter will log the neutral missing (Single Wire continuously logged for 10 min) event & record energy at V-ref, actual current & UPF.
5.1.8	Under all type of DC/AC magnetic field strength	Meter should be immune or should be logged as an event and should record as per provision of IS 13779.

## 5.2 Influence Parameters

The Meter shall work satisfactorily with guaranteed accuracy limit under the presence of the following influence quantities as per IS 13779, CBIP Guide on Static Energy Meters- Specifications, IEC:62052-11- General requirement, and IEC 62053-21 for class 1, CBIP Technical report no.325 and its latest amendments.

- a) External magnetic field \*
- b) Electromagnetic field induction
- c) Radio frequency interference
- d) Vibration
- e) Waveform 10% of 3rd harmonics
- f) Voltage variation
- g) Electromagnetic H.F. Field
- h) D.C. immunity test

Note- For external magnetic field, test will be done as per IS for AC abnormal field and at 0.5Tesla for DC/Permanent magnetic field. BRPL reserves the right to formulate any other test method to check magnetic immunity/ logging of meter. Meter with magnetic logging provision will be preferred.

## 5.3 Tamper logging

- a. Low Voltage Logging below 180 V–Event shall be logged in memory along with Occurrence and restoration event data. Manufacturer to define how meter will behave below 120 V. (Also refer CBIP guide for Power off definition).
- b. Protection against HV spark: Meter shall continue to record energy and log the event, in case it is disturbed externally using a spark gun/ ignition coil. Up to 35 kV meter should be immune.
- c. External Magnetic tampers: Meter should log on the events of attempt of tampering by external magnetic field as mentioned in the relevant IS. The Meter shall record as per actual load once the external abnormal magnetic field is removed. In such conditions the Meter shall log the event for presence of abnormal external magnetic field and its restoration. If meter switch to I<sub>max</sub>, MD calculation should as per actual current and actual current shall be displayed on display of the meter.
- d. Transactions: Programmable parameters shall be as per IS 15959 with required access rights and all transactions shall be logged. Programming of any of the parameters shall increment the 'Cumulative programming count' value.
- e. Top cover Open: The meter shall have top cover opening detection mechanism. The top cover opening event shall be indicated on display/LED continuously in auto scroll mode with kWh, kVAh shall be logged in memory. The detection and logging mechanism shall work even when meter is not energized. In case of indication of display, meter display shall get reset in 150 days, cumulative tamper count to be maintained
- f. Event Logging:- The meter should log all the following events with recommended event counts:-
  - i. Selection of Neutral miss' - 20 events
  - ii. Selection of 'Single wire tamper'- 20 events
  - iii. Events Top cover opening - 20 events including 1st occurrence
  - iv. Magnetic event:- 20 events
  - v. Abnormal external field/ ESD- 20 events
  - vi. Low voltage (Below 180V)- 20 events
  - vii. Power on/ off hours- 100 events

- viii. EL – 20 events
- ix. Abnormal power on/off – 20 events
- x. Abnormal voltage – 20 events
- xi. Neutral Dist – 20 events
- xii. Reverse current – 20 events
- xiii. Low PF – 20 events
- xiv. High Temp – 20 events
- g. Low Power factor recording: The meter shall have feature to record low power factor as a separate event. Logic: Load > 10% of rated, PF range --- 0.2 to 0.5, duration 15 minutes.
- h. Abnormal Power Off: In case meter microcontroller observes a power off even though AC supply is available, the event recorded will be called as "Abnormal power off". Meter shall able to detect and log such event.

Note: The Bidder will provide s/w to download all these data for PDS, CMRI, PC, mobile app etc. The event shall be logged with voltage, phase and neutral current and cumulative energy for kWh and kVAh, PF. Behavior of meter at different voltage level should be as per Annexure A.

## 6. COMPONENT SPECIFICATIONS

SN	Component Function	Requirement	Makes and Origin
6.1	Current Transformers	The Meters should be with the current transformers as measuring elements.	The current transformer should withstand as per specification/standards.
6.2	Measurement or computing chips	The Measurement or computing chips used in the Meter should be with the Surface mount type along with the ASICs.	Freescall, Renesas, Analog Devices, Texas Instruments, Free scale, Maxim, ST or equivalent, to be specified by meter manufacturer before hand
6.3	Memory chips	The memory chips should not be affected by the external parameters like sparking, high voltage spikes or electrostatic discharges.	Atmel, ST, Renesas, Onsemi, ROHM, Microchip or equivalent, to be specified by meter manufacturer before hand
6.4	Display modules	a) The display modules should be well protected from the external UV radiations. b) The display visibility should be sufficient to read the Meter mounted at height of 0.5 meter as well as at the height of 2 meters (refer 3.2.d for Viewing angle). c) The construction of the modules shall be such that the displayed quantity should not disturbed with the life of display (PIN Type). d) It should be trans-reflective HTN or STN type industrial grade with extended temperature range min 70 °C.	Truly semiconductor, Tianma/ Haijing Electronics, China
6.5	Optical port	Optical port should be used to transfer the	Everlight, Osram, Agilent, NFC,

		meter data to meter reading instrument. The mechanical construction of the port should be such to facilitate the data transfer easily.	Liteon
6.6	Power Supply	The power supply should be with the capabilities as per the relevant standards. The power supply unit of the meter should not be affected in case the maximum voltage of the system appears to the terminals due to faults or due to wrong connections.	As per BRPL specification.
6.7	Electronic components	The active & passive components should be of the surface mount type & are to be handled & soldered by the state of art assembly processes. LED	National Semiconductors, Atmel, Phillips, Texas Instruments, TDK, Hitachi, Oki, AVX or Ricoh, Rohm, Toshiba, Samsung, Siemens, EPCOS, Vishay Everlight, Agilent, Panasonic
6.8	Mechanical parts	a) The internal electrical components should be of electrolytic copper & should be protected from corrosion, rust etc. b) The other mechanical components should be protected from rust, corrosion etc. by suitable plating/painting methods	
6.9	Battery	Lithium with guaranteed shelf life of 3 years and operating life of 10 years.	Tekcell, SAFT, Varta, Mitsubishi, EVE, Entracell
6.10	RTC & Micro controller	The accuracy of RTC shall be as per relevant IEC / IS standards	Texas Instruments, Atmel, Freescale, Maxim, Renesas, Prolific, ST, EPSON, to be specified by meter manufacturer before hand
6.11	P.C.B.	Glass Epoxy, fire resistance grade FR4, with minimum thickness 1.6 mm	(BBT test is must)
6.12	Plastic Material		GE Plastics, Bayer India, Mitsubishi, PI Polymer to be specified

**Note:**

- All the components shall have operating Life of more than 10 years.
- Incase Bidder wants to use components of any other make; same shall be approved by BRPL before use.
- For existing supplier – fresh approval is needed for all deviations.

**7. DRAWINGS AND DOCUMENTS**

Following drawings & Documents shall be submitted with the bid:

- 7.1. Completely filled-in Technical Parameters and clause wise compliance document.

- 7.2. General arrangement drawing of the meter
- 7.3. Rating plate
- 7.4. Terminal Block dimensional drawing `
- 7.5. Mounting arrangement drawings
- 7.6. Meter box drawing and dimensions
- 7.7. Component list
- 7.8. Display parameter
- 7.9. Type Test Certificates from NABL approved laboratories in the last 3 years.
- 7.10. Tamper details
- 7.11. PIN configuration of Optical cable used for meter downloading to RJ11 connector
- 7.12. Manual and SOP/DWI for operation

## 8. DISPLAY SEQUENCE FOR THE PARAMETERS

In ON condition the display shall be shown green back ground and black color Num/ alphabetical display.

SN	Parameter	Display Time
1.	Meter Sr. No.(8 digits)	5 Sec
2.	Date	5 Sec
3.	Real time	5 Sec
4.	Cumulative kWh	30 Sec
5.	Cumulative kVAh	30 Sec
6.	kVAr (lag and lead)	15 sec
7.	Current month MD kW	10 Sec
8.	Current month MD kVA	5 Sec
9.	Current month MD kVAr	5 Sec
10.	Phase Voltage & Current (instantaneous value)	5 Sec each
11.	Neutral current (Instantaneous value)	5 Sec
12.	Instantaneous PF	5 Sec
13.	Instantaneous kW	10 Sec
14.	Instantaneous kVA	10 Sec
15.	Temperature	5 sec
16.	High Resolution value (kWh, KVAh)	5 sec

On occurrence of any abnormality, it should appear on the display like top cover open, battery low or NVM failed.

## 9. TYPE TEST

The bidder shall furnish the type test certificates for the meters conforming to the corresponding standards. Type tests should have been conducted in NABL accredited laboratories as per the relevant standards during the period not exceeding three years from the date of opening the bid. The type test report shall clearly indicate the meter variant as per respective IS and other type tests.



**10. ADDITIONAL FEATURES**

- a. Mobile App and cord for meter reading to be supplied by the bidder.

**11. GENERAL REQUIREMENTS**

**11.1. On the meter name-plate:**

- a. Manufacturer name and place of manufacturing
- b. Meter rating and Class
- c. Meter serial number should be of 8 digits
- d. Size of the digit of the meter serial number should be minimum 5mm X 3mm (Laser printing shall be preferred )
- e. Bar code of fine quality should be printed below the meter serial number.
- f. BIS registration mark ( ISI mark)
- g. Property of BRPL
- h. Manufacturing date (mm/yyyy)
- i. Guaranty period
- j. Meter constant (imp/kWh, kVAh, kVArh)
- k. PO no. and date
- l. Meter Type is kWh or kVAh

**11.2. Meter Sr. Nos. to be printed in black on the name plate, instead of embossing (Good quality of printing)**

**11.3. The supplier should seal the meter cover. The Buyer shall approve the method of sealing.**

**11.4. Deliverable with Meters.**

- a. Hard copies for Routine test certificates with each meter till alternate is provided by Bidder and approved by BRPL.
- b. Report of seal & initial reading record (soft copy).

**11.5. Bidder shall mention no. of meters per box, box number, Meter serial number, type and rating on cartons.**

**11.6. The supplier should seal the meter cover. The Buyer shall approve the method of sealing.**

**11.7. Individual meter should be packed in separate box and bidder shall take adequate care in packing to ensure there is no damage to the meters during transit. Bidder shall replace all meters and boxes if any breakage is found during transit.**

**11.8. Meters shall be suitably packed with environmental friendly material in order to avoid damage or disturbance during transit or handling and to prevent ingress of moisture/dust.**

**11.9. Meter shall have manufacturing month and year in the memory and should be downloadable.**

**11.10. Delivery of software for PDS/CMRI and approval of BCS software before meter delivery is required. The download time for the parameters shall not exceed 30 sec for downloading all the parameters as mentioned in annexure B.**

**11.11. The supplier shall give 15 days advanced intimation for inspection to enable BRPL to depute representative for lot inspection. BRPL reserves the right to conduct online inspection if required.**

**11.12. Bidder shall ensure that patch required for PDS /CMRI or android based devices shall be provided within 4 weeks. Bidder shall also ensure to deliver solution to meet DERC mandate within mutually agreed timeline.**

**11.13. For any false events recorded in meter, Bidder shall depute their representative for field visit within one week and provide the root cause analysis in 4 weeks time.**



- 11.14. GTP shall be signed and approved at the time of order and any changes subsequently shall be done through change management process.
- 11.15. Mechanism such as circuit design to be provided by bidder to enable BRPL to power up the meter and retrieve meter data under any circumstances.
- 11.16. The purchaser reserves the right to demand repetition of some or all the type tests in presence of purchaser's representative at purchaser's cost.

## 12. METER REPLACEMENT

- 12.1. Manufacturer shall undertake to replace meter and box in case of failure within the guarantee period.
- 12.2. Faulty meters under guarantee shall be verified by manufacturer at site and rectify wherever possible.
- 12.3. Manufacturer will replace the meters with the Serial numbers provided by BRPL and manufacturer shall provide an excel sheet with details of returned meters, replaced meter, PO no., PO date, seals etc for mapping purpose by BRPL. Format of the same can be taken from Stores if required.
- 12.4. Manufacturer will bear the cost of replacement of faulty meter and box and site verification.
- 12.5. Manufacturer shall lift the Faulty Meters from BSES Stores within 30 days of intimation.
- 12.6. Manufacturer shall inspect the meter within 10 days of intimation at Stores and inform authorized representative of BRPL of any observation in writing. If manufacturer fails to inform BRPL then all meters and boxes will be considered for replacement.
- 12.7. The meters which are found defective/inoperative within the guarantee period, shall be replaced within six weeks of receipt of report for such defective/inoperative meters.
- 12.8. If the defective meters are not replaced within the specified period then the same shall be treated as breach of performance and shall be liable for penalty.
- 12.9. Following are minimum conditions for replacement of meters and boxes under guarantee:

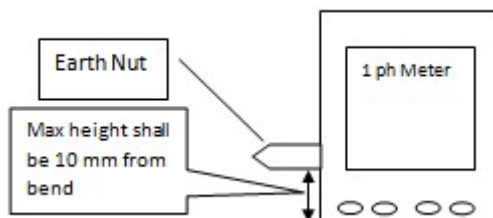
Bidder return Cases for Meters and Boxes	
Sr no	Case
1.	Display faulty
2.	Erratic pulse
3.	Meter data not downloaded through optical port
4.	No Pulse
5.	Abnormal active energy (jump in reading)
6.	Data Corruption
7.	Tamper not restored
8.	RTC Fail or false event recorded for RTC fail
9.	Wrong or No serial number download
10.	Meters affected by corrosion & rust
11.	Internally Burnt/Damage
12.	Meter data not downloaded through RJ port
13.	Abnormal reactive/Apparent energy (jump/reset/ in reading)
14.	False top cover open recorded

## 13. PRE-FIT METER BOX

### 13.1 GENERAL REQUIREMENTS

- a. The prefit meter box shall be IP54 rating and bidder shall provide compliance certificate for IP54 rating of prefit meter box.

- b. The prefit meter box shall have danger symbol, manufacturer details/symbol, PO number, meter serial no. and Property of BRPL printed on it.
- c. Meter box shall be push-fit type and have earthing bolt of Length: - 30 mm, width: - 6 mm) with nuts and washers on right hand side of box. Earthing sign has to be provided near the Earthing bolt. Earthing nut to be provided as possible near to incoming terminal. May please refer following figure for earth nut:



- d. Gap between the meter optical port and meter box optical slot should not be greater than 5 mm with 1mm tolerance. Bidder to ensure no damage to sensors or obstruction to read meters. Downloading shall be checked with PDS and CMRI from outside of the box.
- e. There shall be no mismatch in alignment of meter terminal & cable entry points to insert 2x25 sqmm cable without any difficulty.
- f. The box will have metal plate around optical portion so that optical cord can easily fix on it without support while reading.
- g. The material of prefit box shall be virgin polycarbonate, transparent and grade of the prefit box should be such that it is fire retardant and self extinguishing. The material for prefit meter box for base and cover shall be Lexan 943A with minimum 2.5 mm thickness. The flammability rating of the material as per UL 94 should be V0. The base and cover must be UV stabilized to ensure that it does not get 'Yellow' over a period of time.
- h. Box will have two IP 66 nylon cable glands and design shall be two hole type such that there is no space to insert any illegal material and to be provided with double washer inside to avoid any slipping issue.
- i. Supplier shall provide prefit meter box drawing and box mounting arrangement.
- j. The box should have four numbers of back pillar at back (Two eye holes and two holes types) with their screw and plastic wall plug (gitti). Bidder shall discuss the specifications of the screws and wall plug with BRPL representative before supply.
- k. In case of prefit meter box is found broken the Bidder shall replace the box with meter.
- l. Two nos. of meter samples, RJ11/Micro USB cord, meter box, software, optical cable, screws, wall plug and other accessories as per GTP shall be submitted along with the tender bid to Meter Technical Team on non-returnable basis.

### 13.2 Tests for Pre-fitted meter box

The meter box to be supplied against this specification shall be suitable for satisfactory continuous operation under outdoor environment. Following are the climatic condition:

#### a) Standards

The meter box shall generally conform to IS: 14772-2000(latest amendment) and material of construction i.e. Polycarbonate shall conform to IS: 14434 and requirements of this specification. Type test reports from NABL accredited lab done in the last 3 years to be submitted.

**b) GTP of Pre fit Meter Box**

<b>S N</b>	<b>Parameters</b>	<b>Requirement</b>
1.	Maximum ambient temp. - 55°C Min ambient temp. - (-)5°C Max. relative humidity - 95% Average annual rainfall – 650 mm	
2.	Visual examination	As per GTP/approved drawing - The meter box surface appearance shall be smooth, non-porous and homogeneous, free from ripples, defects and marks.
3.	Verification of dimensions & marking	As per GTP/approved drawing
4.	Protection against electric shock - IS:14772 Resistance to ingress of solid object & to harmful ingress of water (IP-54) - IS:14772 Test of mechanical strength/impact resistance test - IS:14772 Resistance to Abnormal heat and fire - IS:14772 Glow wire test at 950 degree centigrade - IS 11000 (Part 2) :2008/IEC 60695-2-10 Flammability Test – UL 94-V0 / IS:11731 II Verification of dielectric properties at 5kV - IS:8623 Heat deflection Temperature (HDT) HDT / Ae, 1.8MPa edge(100mm) As per ISO 75/Ae Test for self extinguishing properties - IS:4249 UV test as per ASTM D 53 The thickness of the box should be capable of withstanding boiling water for 10 minutes without deformation of box material.	Bidder to provide
5.	Name and place of manufacturing	Bidder to provide
6.	Details on box	Danger symbol, Manufacturer details/symbol, PO number, Meter serial no. and Property of BRPL
7.	Type of box/model	Single Phase meter box
8.	IP rating	Min IP 54
9.	Material used for box (base and cover)	U V resistant Fire retardant Polycarbonate (Transparent), Lexan 943A
10.	Thickness of Base and cover minimum	Min 2.5 mm+-0.1mm
11.	Locking arrangement	Push fit type required
12.	Sealing arrangement	Two Nos. at diagonal opposite corner
13.	Earthing bolt on right hand side of box	Nuts and washers
14.	Meter mounting arrangement and accessories	Each box (Four numbers plastic wall plug and screws) Screw size shall be suitable for Box with pillar Eye holes for fixing at base with pillar - 2 nos Round holes for fixing at base with pillar-2 nos Rubber 'O' ring – 1set
15.	Superior Nylon 66 Glands	Two hole type 2 Nos. glands

**14. BLUETOOTH LOW ENERGY (BLE)****14.1 BLE Specification**

Meter shall have Blue tooth Low Energy (BLE) 4.1 or above communication to interface with mobile and suitable app for wireless data collection.

**14.2 ANDROID based Mobile App**

Bidder should provide a suitable Android based mobile app which will be used for BLE meter readings, it should have following features.

- Activation of mobile app with authorized license key, provided by BCS.
- Accept the reading schedule provided by BCS on FTP/SFTP server.
- Collect the meter reading data Walk by or full reading
- Provision for non-schedule reading
- Meter reading status update for reader on APP
- Transfer of reading data to server and conversion at BCS
- App license renewal as mutually agreed

**14.3 Base computer software (BCS) with data management for BLE meters**

Bidder should provide the BCS software for meter data management having features to manage meter reading data over BLE communication. BCS software should include the following features for complete mobile App management.

- Binder management
- Schedule management for allocation of schedules to meter readers
- Mobile user management (App license management)
- Consumer meter database management for BLE meters.
- File management to download the meter reading and schedule push to readers.
- BLE walk by and complete DLMS meter reading data processing and conversion for billing.

**14.4 Security over BLE:**

- BLE enabled meters should have appropriate security implementation to protect any unauthorized access of meter data when it is in public domain. Bidder shall ensure end to end data security and encryption.

**14.5 BLE DCU**

- DCU shall have power supply compatible with LT voltage.
- System would have provision of BLE enabled data concentrator unit which will communicate with meter over BLE. The main functions of DCU will be:
- DCU will have pole mounting provision compatible with LT supply and IP 65 for all weather conditions. .
- Provision for antenna, RS485, RJ45, SIM slot (4G with fallback to 2G), status of network and device
- All the information will be sent back with Head end system in secured manner
- DCU will collect data of all the meters configured within the specified communication range and send it to HES periodically.

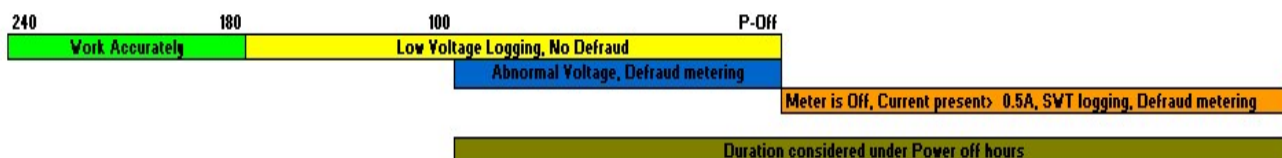
- Data collection of billing parameters, load survey, alerts etc will be based on frequency as specified by BRPL
- DCU will have feature to upgrade the firmware over the air for both DCU and BLE meters
- DCU shall allow for remote and local configuration for threshold values and alerts
- DCU shall have power back up for at least 30 minutes for collecting and sending data to back end.

14.6 **Other Points:**

- Bidder shall ensure downloading of BLE meters with PDS / CMRI if required by BRPL.
- Range of BLE shall be minimum 100 feet.
- Bidder may provide DCU based solution with architecture diagram and solution details.
- Meter mounting accessories shall be provided with each BLE meter with screws, gummy etc.
- Mobile app shall be modified / integrated as desired by BRPL.
- BRPL may procure the BLE meters with or without meter box and reserves the right for any changes that may be required in future.
- Bidder shall provide drawing, dimensions and troubleshooting manual for all hardware components.

ANNEXURE – A Meter Voltage functionality

SN	Voltage range	Tamper Detection	Logging	Defraud metering	Persistence	Remarks
1	V>180V	No	No	No	NA	Run accurately as per the incoming voltage and drawn current
2	V<180V, until power off	Low Voltage	Yes	No, 100V<, V<180V	15 min	Meter will log low voltage tamper once the voltage is below 180V until power off. The tamper will be restored only after the voltage is more than 180V again
3	V<100, until Power off	Abnormal Voltage	Yes	Yes, V<100V until Power off	1 min	Meter will log "Abnormal Voltage" tamper after the persistence time of 1min Parallely meter will log "Low voltage tamper" also after persistence time of 15min
4	Both incoming and outgoing neutral disconnected & I>0.5A	SWT	Yes	Yes	15 min	Meter will record the tamper event under single wire tamper and run on defraud metering. Detection immediate, logging after persistence time of 15min  Irrespective of current is present or not the duration will be recorded under "power off" SWT will restore once the meter is powered up with actual voltage



ANNEXURE B – Parameter List for downloading

S No	Parameters	Data base Size/Format	Sample Data
1	Meter No.	NUMBER(8)	40940982:
2	Meter -Current Date, RTC	DDMMYY	230921:
3	Reading (Active kwh)	NUMBER(9,2)	000060.10:
4	Reading-Prev1 (kwh)	NUMBER(9,2)	000060.10:
5	Reading-prev2 (kwh)	NUMBER(9,2)	000060.10:
6	MD- Current	NUMBER(9,2)	000000.00:
7	MD-Prev1 kw	NUMBER(9,2)	000000.00:
8	MD-Prev2 kw	NUMBER(9,2)	000000.00:
9	MD-Prev1-Date	YYMMDD	210825:
10	MD-Prev2-Date	YYMMDD	210325:
11	Reading (Apprent kvah)	NUMBER(9,2)	000060.10:
12	Reading-Prev1 (kvah)	NUMBER(9,2)	000060.10:
13	Reading-prev2 (kvah)	NUMBER(9,2)	000060.10:
14	MD- Current (kva)	NUMBER(9,2)	000000.00:
15	MD-Prev1 kva	NUMBER(9,2)	000000.00:
16	MD-Prev2 kva	NUMBER(9,2)	000000.00:
17	TOD1_CONSUMPTION_00H	NUMBER(9,2)	000028.90:
18	TOD2_CONSUMPTION_06H	NUMBER(9,2)	000016.10:
19	TOD3_CONSUMPTION_09H	NUMBER(9,2)	000015.10:
20	TOD4_CONSUMPTION_13H	NUMBER(9,2)	000000.00:
21	TOD5_CONSUMPTION_17H	NUMBER(9,2)	000000.00:
22	TOD6_CONSUMPTION_22H	NUMBER(9,2)	000000.00:
23	TOD7	NUMBER(9,2)	000000.00:
24	History 1 Power 'On Time' [days:HRS:MIN]	HHHHMM	000706:
25	MD-Prev1-Date	YYMMDD	210825:
26	MD-Prev2-Date	YYMMDD	210325:
27	Top Cover Open Tamper Count	NUMBER(5)	00000:
28	Top Cover Open occur date and time	6(YYMMDD)	000000:
29	HV tamper count	NUMBER(5)	00000:
30	HV occurred date & time	6(YYMMDD)	000000:
31	High Temperature	NUMBER(5)	00000:
32	HIGHTEMPDATE	6(YYMMDD)	000000:
33	Low Voltage	NUMBER(5)	00000:
34	LOWVOLTDATA	6(YYMMDD)	000000:
35	Abnormal Voltage	NUMBER(5)	00000:
36	AbVOLTDATA	6(YYMMDD)	000000:
37	Neutral Miss(Single Wire in BCS)	NUMBER(5)	00000:
38	NEUTRALMISSDATE	6(YYMMDD)	000000:
39	Abnormal Power On Off	NUMBER(5)	00000:
40	ABPWRONOFFDATE	6(YYMMDD)	000000:

41	Earth Load	NUMBER(5)	00000:
42	EARHLOADDATE	6(YymmDD)	000000:
43	Magnet Tamper	NUMBER(5)	00000:
44	magntampdate	6(YymmDD)	000000:
45	Low pf	NUMBER(5)	00000:
46	Lowpfdate	6(YymmDD)	000000:
47	ND Tamper	NUMBER(5)	00000:
48	Ndtampdate	6(YymmDD)	000000:
49	reverse current tamper	NUMBER(5)	00000:
50	revscurrampdate	6(YymmDD)	000000:
51	Power off event	NUMBER(5)	00026:

**--End of Doc--**



**SECTION – VI:**

**Technical specifications for Three Phase, Four wire  
Direct Connected Meter, Rating 20-100A,  
Class 1.0 accuracy, DLMS protocol with  
Bluetooth Low Energy (BLE), accessories  
and Mobile App.**






**RATE CONTRCAT FOR SUPPLY OF 1 PH & 3 PH  
BLUETOOTH ENABLED METER**

**CMC/BR/22-23/RB/PR/SN/1008**

**Detailed Meter Specification No. : GN101-03-SP-332-00**

Technical specifications for Three Phase, Four wire Direct Connected Meter, Rating 20-100A, Class 1.0 accuracy, DLMS protocol with Bluetooth Low Energy (BLE), accessories and Mobile App.

Document number: GN101-03-SP-332-00

Prepared By	Reviewed by	Approved By	Revision
Rishi Goyal	Vikas Srivastava Rishi Goyal	Rajesh Doshi Gopal Nariya	Rev. No.: R0 Date: 07.02.22
	 	 	

## VERSION CONTROL

SN	Date	Previous Version No.	Current Version No.	Author
1	14.02.22	--	Rev0	Rishi Goyal

## CONTENTS

<b>1.</b>	<b>SCOPE .....</b>	<b>50</b>
<b>2.</b>	<b>STANDARDS .....</b>	<b>50</b>
<b>3.</b>	<b>TECHNICAL SPECIFICATION .....</b>	<b>51</b>
<b>4.</b>	<b>CONSTRUCTIONAL SPECIFICATIONS.....</b>	<b>53</b>
<b>5.</b>	<b>TAMPER &amp; ANTI-FRAUD DETECTION/ EVIDENCE FEATURES .....</b>	<b>55</b>
<b>6.0</b>	<b>COMPONENT SPECIFICATIONS .....</b>	<b>57</b>
<b>7.0</b>	<b>DRAWINGS AND DOCUMENTS.....</b>	<b>58</b>
<b>8.0</b>	<b>DISPLAY SEQUENCE FOR THE PARAMETERS .....</b>	<b>59</b>
<b>9.0</b>	<b>ADDITIONAL FEATURES .....</b>	<b>60</b>
<b>10.0</b>	<b>GENERAL REQUIREMENTS.....</b>	<b>60</b>
<b>11.0</b>	<b>PRE-FIT METER BOX.....</b>	<b>62</b>

## 1. SCOPE

This specification covers the design, manufacture, testing and supply of Three-phase Four-wire Static LT Whole Current Energy Meters of Accuracy Class 1.0, 20-100 A, 3x 240 V for measurement of energy for power factor range from zero lag-unity-zero lead.

## 2. STANDARDS

The meter shall be ISI marked (vendor shall be BIS certified) and conform to CEA Metering (Installation and Operation of Meters) Regulation 2006 and latest amendments, Indian Electricity Acts and Indian Electricity Rules.

SN	Standard	Title
a.	IS: 13779	AC Static Watt-hour Meters, Class 1 and 2 – Specification
b.	IEC:62052-11	Electricity metering equipment (AC) - General requirements, tests and test conditions - Part 11: Metering equipment
c.	IEC: 62053-21	Electricity metering equipment (AC) - Particular requirements - Part 21: Static meters for active energy (classes 1 and 2)
d.	IS 15959 and its latest amendment	Data Exchange for Electricity Meter, Reading, Tariff and Load Control – Companion Specification
e.	CBIP Manual (Pub no.- 325)	Standardization of AC Static Electrical Energy Meters
f.	IEC 62056-5-3	Electricity metering data exchange- The DLMS/COSEM Suit- Part 5-3: DLMS/ COSEM application layer
g.	CEA Regulation:2006 and latest amendments	Installation and Operation of meters or latest amendment
h.	CBIP Manual 88	Latest amendments of CBIP manual 88
i.	IS 14772	General requirements for enclose for accessories for household and similar
j.	IS 4249	Classification and methods of test for non-ignitable and self extinguishing properties of solid electrical insulating materials
k.	IS 8623	Specification for low voltage switchgear and control gear assemblies
l.	IS 11731	Method of test for determination of flammability of solid electrical insulating material when exposed to an igniting source
m.	IEC 61000-4-2	Electromagnetic compatibility

### 3. TECHNICAL SPECIFICATION

SN	Parameters	Technical Requirements
3.1	Voltage	Reference Voltage 240 V (P-N), +20% to -40% Vref. However the meter should withstand the maximum system voltage.
3.2	Display	a) LCD (Seven digits) b) Height: 9 mm X 4 mm min. c) Pin Type d) Viewing angle min. 120 degrees
3.3	Display parameters	a) Display parameters: LCD test, date & time, cumulative kWh, cumulative kVAh & kVARh, MD in kW & kVA, PF, V, I and Neutral current (All the energies are without decimal.) b) Display order shall be as per display sequence given in this document.
3.4	Power factor range	Zero lag –unity- zero lead
3.5	Power Consumption	Less than 1 W & 4 VA per phase in voltage circuit, 2 VA in current circuit.
3.6	Starting current	0.2 % of $I_b$
3.7	Frequency	50 Hz with (+ or -) 5% variation
3.8	Test Output Device	Flashing LED visible from the front for testing of all three energy in field also programmable for Active & Apparent.
3.9	Billing data	<ul style="list-style-type: none"> <li>Meter serial number, date and time, kWh, kVAh, kVARh, MD in kW kVA, kVar. No. of tamper counts, tamper occurrence with date &amp; time, tamper restoration date &amp; time with snap shots. History of kWh, kVAh, kVARh &amp; MD with occurrence details for last 12 months along with TOD readings.</li> <li>All the above parameters (namely kWh, kVAh, kVARh, MD in kW and kVA) are meter readings.</li> <li>All these data shall be accessible for reading, recording and billing by downloading through optical port with CMRI (both Analogic &amp; SANDS) or Laptop computers at site.</li> </ul>
3.10	MD Registration	<ul style="list-style-type: none"> <li>Meter shall store MD in every 30 min. period along with date &amp; time. At the end of every 30 min, new MD shall be compared with previous MD and store whichever is higher and the same shall be displayed.</li> <li>Also refer Draft CBIP for meter standardization.</li> </ul>
3.11	Auto Reset of MD	Auto reset date for MD shall be indicated at the time of finalizing GTP. Default re-setting date is 00:00 hrs, 1 <sup>st</sup> of every month.
3.12	TOD metering	<ul style="list-style-type: none"> <li>Meter shall be capable of doing TOD metering for kWh, kVARh, kVAh and MD in kW and kVA with 7 time zones (programmable on site through CMRI).</li> <li>TOD should be as per latest DERC regulations and BRPL specific requirement before delivery.</li> </ul>
3.13	Load survey	30 min integration period, load profile of phase voltage (R, Y, B) with instant and average value and line, active and reactive current (R, Y, B) with instant and average value, and all three phase active, reactive (lag and lead) and apparent power and energy of 90 days (MD integration should be 30 min.) Apparent Energy, load, PF, THD in both current and voltage, phase-wise

SN	Parameters	Technical Requirements
		demand, power-off time integration period.
3.14	Time required for data uploading/downloading meter data	Meter data consisting of all parameters and complete load survey for all parameters (Refer 3.13) shall be read by CMRI (both Analogic & SANDS) and downloaded on desktop PC in minimum possible time (not more than 5 minutes). Time for uploading and down loading, using both port., shall be indicated at the time of finalizing GTP.
3.15	Diagnostic feature	Self diagnostic for time, calendar, RTC battery all display segments and NVM.
3.16	Security feature	Programmable facility to restrict the access to the information recorded at different security level such as read communication, communication write etc
3.17	Software & Communication compatibility	<p>a) Optical port with RS 232 compatible to transfer the data locally through CMRI &amp; remote through Optical fiber / Cellular or any other technology as decided by BRPL to the main computer. RJ11/MicroUSB configuration is required for RS 232 port.</p> <p>b) The Supplier shall supply Software required for CMRI (Analogic &amp; SANDS make and any other make in future) &amp; for the connectivity to AMR modules.</p> <p>c) The software should be compatible to Microsoft Windows systems.</p> <p>d) The software should have polling feature with optional selection of parameters to be downloaded for AMR application.</p> <p>e) The software shall have facility to export data to ASCII, MS Excel or CSV, cdf format etc.</p> <p>f) The Supplier shall also provide training for the use of software free of cost to BRPL.</p> <p>g) The Supplier shall provide API's or meter reading protocols as per BRPL's requirement.</p> <p>h) Protocol shall be as per IEC 62056/ IS15959 DLMS protocol.</p> <p>i) The bidder shall provide DLMS compliance for meter communication.</p> <p>j) The Supplier shall also provide manuals, troubleshooting guide and training for the use of software.</p> <p>k) Optional feature of Bluetooth low energy for data downloading.</p> <p>l) The Supplier shall provide meter reading protocol and password. Vendor to jointly work with BRPL IT team to develop CMRI software / any other mobile app for meter downloading and further uploading on computer. The vendor has to give an undertaking in this regard.</p>
3.18	Memory	Non volatile memory independent of battery backup, memory should be retained up-to 10 year in case of power failure
3.19	Climatic conditions	<ul style="list-style-type: none"> <li>The meter should function satisfactorily in India with temperature ranging from 0 - 60°C and humidity upto 96%.</li> <li>Also refer IS: 13779 for climatic conditions.</li> </ul>
3.20	Calibration	Modification in calibration shall not be possible at site by any means.
3.21	Battery	<ul style="list-style-type: none"> <li>In case of battery removal or total discharge same should not affect the working &amp; memory of the meter.</li> <li>Shelf life of RTC battery should be 3 years, operating life of 10 years.</li> </ul>
3.22	kVAh definition	kVAh is computed based on kVARh and kWh value. If PF=1, or leading, then kVAh = kWh. At no instance kVAh < kWh.
3.23	Communication port	<p><b>Optical Port:</b></p> <ul style="list-style-type: none"> <li>Vendor to provide optical cord for meter reading through CMRI and cord to</li> </ul>

SN	Parameters	Technical Requirements
		<p>read meters through mobile app. The cords should have a Guarantee of 5 years.</p> <ul style="list-style-type: none"> <li>The Pin configuration should be as per BRPL standard and quantities to be finalized before supply.</li> </ul> <p><b>Wired Port</b></p> <ul style="list-style-type: none"> <li>Wired port shall have provision for cover which can be sealed.</li> <li>Both optical and wired port should work independently.</li> <li>Failure of one port (including display) should not affect the other port down loading capabilities.</li> <li>RJ11/Micro USB configuration is required for RS 232 port for remote reading using modem.</li> </ul>
3.24	Event logging and Phasor diagram	<ul style="list-style-type: none"> <li>Nomenclature used for any event logging/ flags/ parameters/ alarms shall be clear and correct. All above as logged by meter shall be convertible to CSV/ ASCII/ XML format. Bidder to extend complete support to generated file according to BRPL requirement and may vary from time to time.</li> <li>BCS shall be capable to draw correct phasor diagram.</li> </ul>
3.25	Other Features	<p>Mid night data: The meter should record midnight Cumulative kWh &amp; kVAh, kVARh lag and kVARh lead reading for last min 60 days.</p> <p>Total Harmonic Distortion: Meter to record harmonic components in both current and voltage circuits. And should be available in on demand display.</p> <p>Meter to record events in case harmonic component in both V&amp;I if it exceeds predefined limits.</p>

**Note:** Regarding definition of MD, Power OFF, TOD, Load survey, kVAh, meter output, Phasor diagram for field testing – also refer draft CBIP proposal for meter standardization. Same need to be followed.

#### 4. CONSTRUCTIONAL SPECIFICATIONS

SN	Parameters	Technical Requirements
4.1	Body of Meter	<ul style="list-style-type: none"> <li>Top transparent/opaque and base opaque material polycarbonate of LEXAN 143A/943AA or equivalent grade having properties of UV stabilized.</li> <li>Front cover &amp; base should be ultrasonically welded and should be provided with the brass sealing screws. Alternatively, it is preferred to have a single integrated base and cover.</li> <li><b>Top cover Open</b> - The meter shall have top cover opening detection mechanism. The top cover opening event shall be indicated display continuously in auto scroll mode with kWh, kVAh or through additional LED/LCD icon and shall be logged in memory. The detection and logging mechanism shall work even when meter is not energized. In case of indication of display, meter display shall get reset after electronic reading. Alternatively, it is preferred to have a single integrated base and cover so that chances of cover opening are reduced.</li> </ul>
4.2	Terminal Block	Made of polycarbonate LEXAN500R or equivalent and having properties of <b>V0 Inflammability level or equivalent</b> , Brass/MS current terminals with flat-base

SN	Parameters	Technical Requirements
		<p>screws.</p> <ul style="list-style-type: none"> <li>• Typical Minimum CSA of BRASS/MS --- 2.5 Amp / Sqmm.</li> <li>• Brass Composition – 62:36:02, Extruded material, Environment protected.</li> <li>• Terminal screw – typically M6, two nos/ per wire (Lower side of screw shall be circular type). The head of screw shall be star type and suitable &amp; non breakable at the time of tightening.</li> </ul> <p>Terminal cable entry hole should be suitable for 50 Sqmm PVC cable. Typically brass/MS terminal should start from 6mm (minimum) from front face.</p>
4.3	Terminal cover	<ul style="list-style-type: none"> <li>• Terminal cover shall be transparent with polycarbonate LEXAN 143R/943A or equivalent.</li> <li>• Transparent terminal cover with provision of sealing through sealing screw. It should be extended type, with two cable entry holes suitable for 4C50 Al armoured cable</li> <li>• The terminal cover shall be provided with separation wall</li> <li>• Preferably with mechanism so as T-Cover should not be lifted once fixed on wall/ base plate. The entry wall should be minimum 80mm away from T block cable entry surface.</li> <li>• Finally T cover should be easy to use and Non removable.</li> </ul>
4.4	Diagram of connections	Diagram of external connections to be shown on terminal cover
4.5	Marking on name plates	<ul style="list-style-type: none"> <li>• Meter should have clearly visible, indelible and distinctly name plate marked in accordance with IS &amp; BRPL specifications.</li> <li>• Prior approval of name plate design to be taken before product supply.</li> </ul>
4.6	Meter Sealing	<ul style="list-style-type: none"> <li>• As per IS 13779 and CEA Metering Regulation 2006, Supplier will fix its seal on meter. In addition, supplier shall affix Buyer seal(s) on side of Meter body as advised by buyer and record should be forwarded to Buyer.</li> <li>• Supplier seal type: Minimum one seal as Hologram type, numbered with hologram transfer on tamper proof paper seal. Seal should not be just Hologram sticker (100% hologram).</li> </ul>
4.7	Guarantee	<ul style="list-style-type: none"> <li>• 66 months from the date of dispatch or 60 months from date of commissioning, whichever is earlier.</li> <li>• Guarantee includes meter with box, i.e. in case of meter is not downloaded from outside of the box with the cord provided by vendor then it will be considered as faulty.</li> <li>• Manufacturer shall undertake to replace meter in case of failure within the guarantee period. The meters which are found defective/inoperative within the guarantee period, shall be replaced within six weeks of receipt of report for such defective/inoperative meters.</li> <li>• If the defective meters are not replaced within the specified period then the same shall be treated as breach of performance and shall be liable for penalty.</li> <li>• Serial nos. of meters to be replaced shall be as provided by BRPL.</li> </ul>
4.8	Insulation	Meter shall withstand an insulation test of 4 kV and impulse test at 8 kV
4.9	Resistance of heat and fire	The terminal block and Meter case shall have safety against the spread of fire. They shall not be ignited by thermal overload of live parts in contact with them as per the relevant IS 13779.



**5. TAMPER & ANTI-FRAUD DETECTION/ EVIDENCE FEATURES**

The meter shall log minimum 200 tamper events (ensuring at least 20 events for critical tamper) compartment wise division of each event and their persistence time shall be indicated in GTP.

The meter shall not be affected by any remote control device & extra high voltage/ field shall continue recording energy under any one or combinations of the following conditions:

- 5.1 Phase sequence reversal:** The meters shall work accurately irrespective of the phase sequence of the supply.
- 5.2 Detection of missing potential:** In case someone intentionally takes out a potential lead, the date and time of such occurrence shall be recorded by the meter. The restoration of normal supply shall also be similarly recorded. The threshold for the voltages should be programmable. (refer draft CBIP on meter standards).
  - 5.2.1 Energy computation during missing potential:** In case potential is found missing in one/ two phase but current is flowing, in that case energy will be computed assuming  $V = 240$ ,  $pf=1$ . This is true only if current more than 10% of  $I_{basic}$ .
- 5.3 Reversal of C.C. (Current Coil) Polarity:** Meter shall record the reversal of C.C. polarity with time and date, and also the time of restoration. Meter shall however register the energy consumed correctly with any one, two or all three phase c.c. reversal.
- 5.4 C.C. Shorting:** Meter shall record C.C. terminal shorting with time and date and time of restoration. The threshold of the current should be programmable.
- 5.5 Power On / Off:** Meter shall detect power OFF (minimum power off period 5 mins). This event shall be recorded at the time of each power OFF. At the same time power ON event shall be recorded. This logging shall be available in Tamper details along with cumulative time of failure. Meter should have provision to record last 100 such events minimum.
  - 5.5.1 Abnormal Power Off:** In case meter micro observes a power off even though AC supply is available, the event is called as "Abnormal power off". Meter shall be able to detect and log such event. The logic need to be discussed and agreed beforehand.
- 5.6 Recording of Neutral disturbance:** Meter shall log all events when AC/DC/ Pulsating voltage is injected in neutral circuit especially when same can disturb the recording of energy.
- 5.7 Snap-on parameters:** Meter shall log all three-phase voltage, current (line, active and reactive), Reading (Active and Apparent), power factor, neutral current etc. at the time of tamper attempt for all such occurrences.
- 5.8 External Magnetic tampers:** Meter should log on the events of attempt of tampering by external magnetic field as mentioned in the relevant IS. Manufacturer to explain how MD is computed during magnetic effect.

Meter shall record as per actual load once the external abnormal magnetic field is removed. In such conditions the Meter shall log the event for presence of abnormal external magnetic field and its restoration.

**5.9 Protection against HV spark/ ESD:** Meter shall continue to record energy or log the event, in case it is disturbed externally using a spark gun/ ignition coil. Up to 35 kV meter should be immune.

**5.10 Influence Quantities:** Meter shall work satisfactorily with guaranteed accuracy limit under the presence of the following influence quantities as per IS 13779, IEC: 1036 and CBIP Technical report no.325 and its latest amendments.

The influence quantities are:

- a. External Magnetic field – 0.2 Tesla ( with log on feature)
- b. Electromagnetic field induction
- c. Radio frequency interference
- d. Unbalanced load
- e. Vibration etc
- f. Wave form 10% of 3rd harmonics
- g. Phase sequence
- h. Voltage unbalance
- i. Electro Magnetic H.F. Field
- j. D.C. Immunity test

**5.11 Manufacturing detail in memory:** Meter shall have manufacturing month and year in the memory and should come in data downloading.

**5.12 Neutral current measurement:** Meter shall have feature of Neutral current measurement and display along with phase currents.

**5.13 Low voltage event:** Meter shall have feature to log an event in case any of phase voltage is <180 V.

**5.14 Low Power factor recording:**

- The meter shall have feature to record phase wise low power factor as a separate event with date and time of occurrence
- Logic: Load > 10% of rated, pf range --- 0.2 to 0.5, duration 15 minutes.

**5.15 2 Phase connection:** Meter shall have feature to log an event in case only two phases are connected i.e. remaining one phase & Neutral are absent.

**5.16 Top cover open:** Meter shall have top cover opening detection mechanism. The top cover opening event shall be indicated display continuously in auto scroll mode with kWh. kVAh or through additional LED/LCD and shall be logged in memory. The detection and logging mechanism shall work even when meter is not energized. In case of indication of display, In case of indication of display, meter display shall get reset in 150 days, cumulative tamper count to be maintained.

**5.17 Transactions:** Other than RTC and TOU zone timing, no other parameter should be programmable/ resettable in field. Regarding RTC and TOU, all transactions should be logged.

## 6.0 COMPONENT SPECIFICATIONS

SN	Component Function	Requirement	Makes and Origin
6.1	Current Transformers	The meters should be with the current transformers as measuring elements. The current transformer should withstand as per specifications/standards.	The current transformer should withstand as per specifications/standards.
6.2	Measurement or computing chips	The measurement or computing chips used in the Meter should be with the Surface mount type along with the ASICs.	Any branded make- to be specified by meter manufacturer before hand
6.3	Memory chips	The memory chips should not be affected by the external parameters like sparking, high voltage spikes or electrostatic discharges.	Any branded make- to be specified by meter manufacturer beforehand.
6.4	Display modules	a) The LCD display modules should be well protected from the external UV radiations.  b) The display visibility should be sufficient to read the Meter mounted at height of 0.5 meter as well as at the height of 2 meters (refer 3.2.d for Viewing angle).  c) The construction of the modules should be such that the displayed quantity should not disturbed with the life of display (PIN Type).  d) It should be trans-reflective HTN or STN type industrial grade with extended temperature range minimum 70 °C.	Truly semiconductor, Tianma, Haijing Electronics, China, Blaze
6.5	Optical port	Optical port should be used to transfer the meter data to meter reading instrument. The mechanical construction of the port should be such to facilitate the data transfer easily. 9 pin connector of optical port shall be FCI copper type.	Everlight, Osram, Agilent, NFC
6.6	Power Supply	The power supply should be with the capabilities as per the relevant standards. The power supply unit of the meter should not be affected in case the maximum voltage of the system appears to the terminals due to faults or due to wrong connections.	SMPS Type  (It should take care of clause 3.1 and 3.5)
6.7	Electronic components	The active & passive components should be of the surface mount type & are to be	National Semiconductors, Atmel, Phillips, ST, Texas

SN	Component Function	Requirement	Makes and Origin
		handled & soldered by the state of art assembly processes. The PTH components should be positioned such a way that the leads of components should not be under stress and not touching the internal wires.	Instruments, Microchip, Onsemi, Adesto Hitachi, Oki, AVX or Ricoh, ROHM, Samsung, EPCOS, Vishay, Everlight, Agilent
6.8	Mechanical parts	a) The internal electrical components should be of electrolytic copper & should be protected from corrosion, rust etc. b) The other mechanical components should be protected from rust, corrosion etc. by suitable plating/painting methods.	
6.9	Battery	Lithium with guaranteed life of 15 years.	Texcell, SAFT, Varta, Eve, Xeno
6.10	RTC & Micro controller	The accuracy of RTC shall be as per relevant IEC / IS standards	Any branded make- to be specified by meter manufacturer before hand
6.11	P.C.B.	Glass Epoxy, fire resistance grade FR4, with minimum thickness 1.6 mm	

Note:

- The components used by manufacturer shall have "Minimum Life" more than the 10 years.
- Incase vendor want to use other make components; same shall be approved by BRPL before use. Deviation of component make is not allowed without prior approval.
- Even for existing/ par suppliers – fresh approval is needed for all deviations.

## 7.0 DRAWINGS AND DOCUMENTS

Following drawings & Documents shall be submitted with the bid:

- Completely filled-in Technical Parameters
- General arrangement drawing of the meter
- Rating plate
- Terminal Block dimensional drawing
- Mounting arrangement drawings
- Meter box drawing and dimensions
- Component list
- Display parameter
- Type Test Certificates from NABL approved laboratories.
- Tamper details
- PIN configuration of Optical to DB9 connector
- Manual and SOP/DWI for operation

## **8.0 DISPLAY SEQUENCE FOR THE PARAMETERS**

### **8.1 Default Display (Auto Mode)**

#### **Display Parameters**

- i. LCD test
- ii. Meter serial no.
- iii. Date
- iv. Real time
- v. Cumulative kWh
- vi. Cumulative kVARh Lag
- vii. Cumulative kVARh lead
- viii. Cumulative kVAh
- ix. Current Max. demand in kW & kVA
- x. TOD MD for kWh and kVAh
- xi. TOD MD occurrence for kWh and kVAh
- xii. Inst. Avg. Power Factor (3 phase)
- xiii. Inst. Voltage R,Y,B (Phase- Neutral)
- xiv. Inst. Line current R,Y, B
- xv. Neutral Current
- xvi. Temperature

### **8.2 On-demand Display**

After using pushbutton the following parameters should be displayed.

- i. LCD test
- ii. Meter serial no.
- iii. Date
- iv. Real Time
- v. Cumulative kWh
- vi. Cumulative kVARh
- vii. Cumulative kVAh
- viii. Current MD in kW
- ix. Current MD in kVA
- x. TOD MD for kWh and kVAh
- xi. TOD MD occurrence for kWh and kVAh
- xii. Instantaneous Power factor
- xiii. Instantaneous voltage R phase
- xiv. Instantaneous voltage Y phase
- xv. Instantaneous voltage B phase
- xvi. Instantaneous current R phase
- xvii. Instantaneous current Y phase
- xviii. Instantaneous current B phase
- xix. Last month billing Date
- xx. Last month billing kWh reading
- xxi. Last month billing kVARh reading
- xxii. Last month billing kVAh reading
- xxiii. Last month billing Maximum Demand in kW
- xxiv. Last month billing Maximum Demand in kW occurrence Date
- xxv. Last month billing Maximum Demand in kW occurrence Time
- xxvi. Last month billing Maximum Demand in kVA

- xxvii. Last month billing Maximum Demand in kVA occurrence Date
- xxviii. Last month billing Maximum Demand in kVA occurrence Time
- xxix. THD for both Voltage and Current
- xxx. Neutral Current
- xxxi. Temperature

Note: The meter display should return to Default Display mode (mentioned above) if the 'push button' is not operated for more than 6 seconds.

## **9.0 ADDITIONAL FEATURES**

- 9.1** Net Metering: Meter should be configurable to be used in bi-directional mode.
- 9.2** Mobile App: App for mobile reading to be supplied by the bidder.
- 9.3** Bluetooth (Optional): Meter to have Bluetooth communication facility to download meter data through mobile app.
- 9.4** Terminal cover open detection mechanism (Optional): Meter shall record terminal cover open as an event with date and time stamp. Cumulative count shall be provided.
- 9.5** Capacitive touch push button (Optional)- Meter shall have capacitive touch instead of physical push button to avoid water/fluid injection inside the meter.

Additional features mentioned above will be preferred. The Supplier shall detail out additional features while submitting the technical bid.

## **10.0 GENERAL REQUIREMENTS**

- 10.1** On the meter name-plate:
  - a. Manufacturer name and place of manufacturing
  - b. Meter rating and Class
  - c. Meter serial number should be of 8 digits.
  - d. Size of the digit of the meter serial number should be approx. 5mm X 3mm. (Laser printing shall be preferred )
  - e. Bar code of fine quality should be printed below the meter serial number
  - f. BIS registration mark ( ISI mark)
  - g. Property of 'BRPL'
  - h. Manufacturing date (mm/yy)
  - i. Guaranty period
  - j. Meter constant (imp/kWh)
  - k. PO no. and date
- 10.2** Meter Sr. Nos. to be printed in black on the name plate, instead of embossing. (Good quality of printing)
- 10.3** The supplier should seal (double lock approved seal) meters on both sides. The Buyer shall approve the method of sealing.
- 10.4** The internal potential links should be in closed position or link less meters will be preferred and there shall not be any external link.
- 10.5** Deliverable with Meters.
  - i. Hard copies for Routine test certificates with each meter till alternate is provided by vendor and approved BRPL.
  - ii. Terminal cover

iii. Report of seal & initial reading record. (soft copy as per BRPL format)

- 10.6 Box number, meter serial number, type, rating should be mentioned on cases / cartons.
- 10.7 Meters shall be suitably packed with environmental friendly material in order to avoid damage or disturbance during transit or handling and to prevent in grace of moisture and dust. Also refer CEA Metering Regulation 2006. Vendor shall replace all meters and boxes if any breakage is found during transit.
- 10.8 In case battery removal/ total discharge same should not affect the energy total cumulative working & memory of the meter.
- 10.9 The supplier shall give 15 day advanced intimation to enable BRPL to depute representative for lot inspection.
- 10.10 Delivery of software for reading through HHU/CMRI before meter delivery is required.
- 10.11 Vendor shall ensure that future software required for HHU/CMRI shall be provided within 4 weeks. Vendor shall also ensure to deliver solution to meet DERC mandate within mutually agreed timeline.
- 10.12 For any false events recorded in meter, vendor shall depute their representative for field visit within one week and provide the root cause analysis in 4 weeks time.

#### 11 BLUETOOTH LOW ENERGY (BLE)

##### 16.1 **BLE Specification**

Meter shall have Blue tooth Low Energy (BLE) 4.1 or above communication to interface with mobile and suitable app for wireless data collection.

##### 16.2 **ANDROID based Mobile App**

Bidder should provide a suitable Android based mobile app which will be used for BLE meter readings, it should have following features.

- Activation of mobile app with authorized license key, provided by BCS.
- Accept the reading schedule provided by BCS on FTP/SFTP server.
- Collect the meter reading data Walk by or full reading
- Provision for non-schedule reading
- Meter reading status update for reader on APP
- Transfer of reading data to server and conversion at BCS
- App license renewal as mutually agreed

##### 16.3 **Base computer software (BCS) with data management for BLE meters**

Bidder should provide the BCS software for meter data management having features to manage meter reading data over BLE communication. BCS software should include the following features for complete mobile App management.

- Binder management
- Schedule management for allocation of schedules to meter readers
- Mobile user management (App license management)
- Consumer meter database management for BLE meters.
- File management to download the meter reading and schedule push to readers.
- BLE walk by and complete DLMS meter reading data processing and conversion for billing.

##### 16.4 **Security over BLE:**

BLE enabled meters should have appropriate security implementation to protect any unauthorized access of meter data when it is in public domain. Bidder shall ensure end to end data security and encryption.

#### 16.5 **BLE DCU**

- DCU shall have power supply compatible with LT voltage.
- System would have provision of BLE enabled data concentrator unit which will communicate with meter over BLE. The main functions of DCU will be:
- DCU will have pole mounting provision compatible with LT supply and IP 65 for all weather conditions. .
- Provision for antenna, RS485, RJ45, SIM slot (4G with fallback to 2G), status of network and device
- All the information will be sent back with Head end system in secured manner
- DCU will collect data of all the meters configured within the specified communication range and send it to HES periodically.
- Data collection of billing parameters, load survey, alerts etc will be based on frequency as specified by BRPL
- DCU will have feature to upgrade the firmware over the air for both DCU and BLE meters
- DCU shall allow for remote and local configuration for threshold values and alerts
- DCU shall have power back up for at least 30 minutes for collecting and sending data to back end.

#### 16.6 **Other Points:**

- Bidder shall ensure downloading of BLE meters with PDS / CMRI if required by BRPL.
- Range of BLE shall be minimum 50 feet.
- Bidder may provide DCU based solution with architecture diagram and solution details.
- Meter mounting accessories shall be provided with each BLE meter with screws, gully etc.
- Mobile app shall be modified / integrated as desired by BRPL.
- BRPL may procure the BLE meters with or without meter box and reserves the right for any changes that may be required in future.
- Bidder shall provide drawing, dimensions and troubleshooting manual for all hardware components.

### **11.0 PRE-FIT METER BOX**

#### **11.1 General Requirements**

- m. The prefit meter box shall be IP54 rating and bidder shall provide compliance certificate for IP54 rating of prefit meter box. The box shall be fully transparent.
- n. The prefit meter box shall have danger symbol, manufacturer details/symbol, meter serial no. and Property of BRPL printed on it.
- o. Meter box shall be push-fit type and have earth nut and no unidirectional screws to be used to fix the meter in the meter box.
- p. The box will have metal plate around optical portion so that optical cord can easily fix on it without support while reading.



- q. The thickness of the prefit meter box should be min 3 mm mm (Base and cover) and will have two cable glands and design should be such that there is no space to insert any illegal material after inserting armored cable.
- r. The material of box shall be virgin polycarbonate and grade of the prefit box should be such that it is fire retardant and self extinguishing.
- s. In case of prefit meter box found broken the vendor replace the box with meter.
- t. The box should have four numbers of back pillar (Two eye holes and two holes types) with their screw and guttys.
- u. Supplier shall provide prefit meter box drawing and box mounting arrangement.
- v. Push fit box shall allow the push button/capacitive touch without opening the box.

## 11.2 Tests for Pre-fitted meter box

SN	Name of test	Standard
A	Visual examination	As per GTP/approved drawing
B	Verification of dimensions & marking	As per GTP/approved drawing
C	Protection against electric shock	IS:14772
D	Resistance to ingress of solid object & to harmful ingress of water (IP-55)	IS:14772
E	Test of mechanical strength/impact resistance test	IS:14772
F	Resistance to heat	IS:14772
G	Resistance to rusting	IS:14772
H	Glow wire test at 950 degree centigrade	IS:14772/IEC 695-2-1
I	Verification of dielectric properties at 5kV	IS:8623
J	Heat deflection at 125 degree centigrade at 0.45 Mpa	As per standard
K	Test for self extinguishing properties	IS:4249
L	Flammability Test	IS:11731 II
m	UV resistance Test	Din 53387

## 11.3 Service Condition

The insulated meter box to be supplied against this specification shall be suitable for satisfactory continuous operation under outdoor environment. Following are the climatic condition:

SN	Parameters	Requirements
16.	Peak ambient temp.	55°C
17.	Min ambient temp. in shade	45°C
18.	Max. average ambient temp in 24 hours period in shade	40°C
19.	Min ambient temp.	(-)5°C
20.	Max. temp. attainable by an object exposed to sun	70°C
21.	Max. relative humidity	95%
22.	Avarage number of thunder storm days per annum	40
23.	Avarage number of rainy storm days per annum	120

24.	Average annual rainfall	1250mm
25.	No of months of tropical monsoon condition	4 months
26.	Max. wind pressure	150kg/m <sup>2</sup>
27.	Altitudes	Not exceeding 1000mtrs

## ANNEXURE

### GUARANTEED TECHNICAL PARTICULARS OF PREFITTED METER BOX FOR HOUSING THREE PHASE ENERGY METER

S.NO.	PARTICULARS	REQUIREMENT	OFFERED BY THE FIRM
1	Name of the firm and place of manufacturer.	As per the firm	
2	Type of box/model	Three Phase meter box	
3	Material used for cover	U V resistant fire retardant Transparent Polycarbonate	
4	Material used for base	U V resistant fire retardant Transparent Polycarbonate	
5	Dimension of box a. Length b. Width c. Depth	As per meter	
6	Thickness of Base minimum	3mm±0.1mm	
7	Thickness of Cover (Transparent) minimum	3mm±0.1mm	
8	Pad locking arrangement provided	Required	
9	Two Nos. sealing arrangement at diagonal Opposite corner	Required	
10	Meter mounting arrangement	Screws shall not be unidirectional type	
11	Superior Nylon 66 Glands	2 Nos. glands are Required	
12	Rubber 'O' ring	1 Set	
13	Eye holes for fixing at base with pillar	2 Nos.	
14	Round holes for fixing at base with pillar	2 Nos.	
15	Earthing connections	1 Set	
16	Meter box mounting accessories	Four numbers Gutter and screw shall be provided. Screw size shall be suitable for Box with pillar	
17	Same serial no. should be embossed on base and cover of box as well as meter	Required	
18	Provision to make the meter immune to 35 KV spark device and high frequency electromagnetic pulse device upto 10 Ghz. (loop type) shield.	Required	

--End of Doc--

**Volume - II**

**FORMATS**

**Tender Notification for**

**RATE CONTRCAT FOR SUPPLY OF 1 PH & 3 PH  
BLUETOOTH ENABLED METER**

**CMC/BR/22-23/RB/PR/SN/1008**

**Annexure -A**

**ACCEPTANCE FORM FOR PARTICIPATION IN REVERSE AUCTION EVENT**

*(To be signed & stamped by the bidder along-with bid)*

BSES Rajdhani Power Ltd (BRPL) intends to use reverse auction through SAP-SRM tool as an integral part of entire tendering process. All bidders who are techno-commercially qualified on the basis of tender requirements shall participate in the reverse auction.

The following terms and conditions are deemed as accepted by the bidder on participation in the bid:-

1. In case of bidding through Internet medium, bidders are advised to ensure availability of all associated infrastructure as required to participate in the reverse auction event. Inability to bid due to telephone glitch, internet response issues, software & hardware hangs/failures, power failures or any other reason shall not be the responsibility of BRPL.
2. In case bidder fails to participate in the reverse auction event due to any reason whatsoever, it shall be presumed that the bidder has no further discounts to offer and the initial bid submitted by them as a part of tender shall be considered as bidder's Final No Regret offer. Any off-line price bids received from a bidder in lieu of non-participation in the reverse auction event shall be rejected by BRPL.
3. The bidder is advised to understand the auto bid process & safeguard themselves against any possibility of non-participation in the reverse auction event.
4. The bidder shall be prepared with competitive price quotes during the day of reverse auction event.
5. The prices quoted by bidder in reverse auction event shall be on FOR Landed cost BRPL Store/site basis inclusive of all relevant taxes, duties, levies, transportation charges etc.
6. The prices submitted by the bidder during reverse auction event shall be binding on the bidder.
7. The bidder agrees to non-disclosure of trade information regarding bid details e.g. purchase, identity, bid process/technology, bid documentation etc.
8. BRPL will make every effort to make the bid process transparent. However award decision of BRPL will be final and binding on the bidder.
9. The prices submitted during reverse auction event shall be binding on the bidder.
10. No request for Time extension of the reverse auction event shall be considered by BRPL.

**BID FORM**

**RATE CONTRCAT FOR SUPPLY OF 1 PH & 3 PH BLUETOOTH ENABLED METER**

To  
Head of the Department  
Contracts & Materials  
BSES Rajdhani Power Ltd  
BSES Bhawan, Nehru Place  
New Delhi- 110019  
Sir,

We understand that BSES RAJDHANI POWER LTD is desirous of procuring" **RATE CONTRCAT FOR SUPPLY OF 1 PH & 3 PH BLUETOOTH ENABLED METER** " in it's licensed distribution network area in Delhi.

- 1 Having examined the Bidding Documents for the above named works, we the undersigned, offer to deliver the goods in full conformity with the Drawings, Conditions of Contract and specifications or as may be determined in accordance with the terms and conditions of the contract .The above Amounts are in accordance with the Price Schedules attached herewith and are made part of this bid.
- 2 If our Bid is accepted, we undertake to deliver the entire goods as per delivery schedule given by you from the date of award of purchase order/letter of intent
- 3 If our Bid is accepted, we will furnish a performance bank guarantee for an amount of 5% (Five) percent of the total contract value for due performance of the Contract in accordance with the General Conditions of Contract.
- 4 We agree to abide by this Bid for a period of 120 days from the date fixed for bid opening under clause 11.0 of GCC, and it shall remain binding upon us and may be accepted at any time before the expiration of that period.
- 5 We declare that we have studied the provision of Indian Income Tax Law and other Indian Laws for supply of equipments/materials and the prices have been quoted accordingly.
- 6 Unless and until Letter of Intent is issued, this Bid, together with your written acceptance there of, shall constitute a binding contract between us.
- 7 We understand that you are not bound to accept the lowest, or any bid you may receive.
- 8 There is provision for Resolution of Disputes under this Contract, in accordance with the Laws and Jurisdiction of Contract, Clause 19 of GCC.

Dated this..... day of..... 20 .....

Signature..... In the capacity of .....

.....duly authorized to sign for and on behalf of

(IN BLOCK CAPITALS) .....

**Annexure -II**

**FORMAT FOR BID SECURITY BANK GUARANTEE**

***(To be issued in a Non Judicial Stamp Paper of Rs.50/-purchased in the name of the bank)***

Whereas [name of the Bidder](hereinafter called the Bidder") has submitted its bid dated [date of submission of bid] for the supply of [name and/or description of the goods] (hereafter called "the Bid").

KNOW ALL PEOPLE by these presents that WE [name of bank]at[Branch Name and address],having our registered office at[address of the registered office of the bank](herein after called —the Bank"),are bound unto BSES Rajdhani Power Ltd., with it's Corporate Office at BSES Bhawan Nehru Place, New Delhi -110019 ,(herein after called —the Purchaser")in the sum of Rs.\_\_\_\_\_for which payment well and truly to be made to the said Purchaser, the Bank binds itself, its successors, and assigns by these presents. Sealed with the Common Seal of the said Bank this\_\_\_\_\_ day of \_\_\_\_\_ 20\_\_\_\_\_.

THE CONDITIONS of this obligation are:

1. If the Bidder withdraws its Bid during the period of bid validity specified by the Bidder on the Bid Form ;or
2. If the Bidder, having been notified of the acceptance of its Bid by the Purchaser during the period of bid validity:

(a) fails or refuses to execute the Contract Form ,if required; or

(b) fails or refuses to furnish the performance security, In accordance with the Instructions to Bidders/GENERAL CONDITIONS.;

We undertake to pay to the Purchaser up to the above amount upon receipt of its first written demand, without the Purchaser having to substantiate its demand, provided that is its demand the purchaser will note that amount claimed by it is due to it, owing to the occurrence of one or both of the two conditions, specifying the occurred condition or condition s.

This guarantee will remain in force up to and including thirty (30) days after the period of bid validity, and any demand in respect thereof should reach the Bank not later than the above date.

(Signature of the bank)

Signature of the witness

**Annexure –III**



**BSES Rajdhani Power Limited, New Delhi**

**PRICE FORMAT**

**ENQUIRY NO & DATE: CMC/BR/22-23/RB/PR/SN/1008 DT: 08.03.2022**

Sr NO	HSN Code	Material Dispatch Location (GSTN no.)	Item Description	UOM	QTY (Nos.)	EX-WORKS RATE/No.	C GST (%)	CGST %	S GST (%)	S GST %	I GST (%)	I GST	FREIGHT	LANDED COST/No. (Rs.) INR	TOTAL LANDED COST(Rs.) INR
A			Single Phase Bluetooth Enabled Meter	Nos	10,000										
			DCU for 1 PH Meter	Nos	286										
B			Three Phase Bluetooth Enabled Meter	Nos	1,000										
			DCU for 3 PH Meter	Nos	29										
c			Head end system Licence Including integration with BSES Billing and other application	Nos	50,000 nos end point										

**Note: Individual line items prices are required, RA shall be done on package cost**

**Please attach the covering letter head along with the price format.**

**NAME OF THE BIDDER WITH  
STAMP**

**COMMERCIAL TERMS AND CONDITIONS**

ENQUIRY NO & DATE : CMC/BR/22-23/RB/PR/SN/1008 DT: 08.03.2022

S/NO	ITEM DESCRIPTION	AS PER BRPL	CONFIRMATION OF BIDDER
1	Validity of prices	120 days from the date of offer	
2	Price basis	a) Firm, FOR Delhi store basis. Prices shall be inclusive of all taxes & duties, freight upto Delhi stores. b) Unloading at stores shall be in vendor's scope c) Transit insurance in BRPL scope for Indian portion only	
3	Payment terms	100% payment within 45 days after receipt of material at stores	
4	Delivery schedule	As per our requirement	
5	Defect Liability period	60 months after commissioning or 66 months from the last date of supply, whichever is earlier	
6	Penalty for delay	1% per week of delay of undelivered units or part thereof subject to maximum of 10% of total PO value of undelivered units	
7	Performance Bank Guarantee	5% of total PO value valid for 60 months after commissioning or 66 months from the last date of supply, whichever is earlier plus 3 months towards claim period	

**Bidder should also furnish the below details for future communication:-**

1) General Information

Name of Company:

Postal Address:

2) Technical Query:

Contact Person Name:

Contact No:

Email Address:

3) For Commercial Query

Contact Person Name:

Contact No:

Email Address:



**ENQUIRY NO & DATE : CMC/BR/22-23/RB/PR/SN/1008 DT:08.03.2022**

**NO DEVIATION SHEET**

SL NO	SL NO OF TECHNICAL SPECIFICATION	DEVIATIONS,IF ANY

**SIGNATURE & SEAL OF BIDDER**

**NAME OF BIDDER**

**Annexure – VI**

S.No	Qualification Criteria	Declaration by bidder with qualifying the fulfillment	Documentary Evidence attached page no. details
1	The bidder must be a meter manufacturer of static meter		
2	The bidders shall either themselves be manufacturers of the equipment offered or accredited representatives of such manufacturers in India or of their Principals abroad with whom they may be having collaboration. <b>Such accreditation should be at least of one year preferably last year as on date of tender.</b> Authority letter from manufacturer shall be attached along with bid		
3	Relevant documents in support of the above must be furnished along with undertaking of the manufacturers. If these documents are not furnished along with the tenders the offer will be rejected summarily.		
4	Bidder should have supplied at least 5 Lakh 1ph Meters & 50,000 nos. 3 phase Meters of any rating in last three FY (i.e. 2018-19,2019-20,2020-21) with LCD, memory, optical port and communication facility as per IS 13779, CBIP-88 publication with latest amendment in the regard. The manufacturer should have experience of supplying to Electricity Distribution Utility/ Undertaking in India with electronic display and communication facility.		
5	Offered meters should be in successful operation from last 2 years as on the date of opening of technical Bid. This should be supported by the copies of purchase orders and performance reports from the SEBs / Power utilities (Copy should be enclosed).		
6	The bidder must possess valid ISO 9001:2000 certification for meter manufacturing and must possess valid BIS License.		
7	Firms who are debarred/blacklisted in other utilities in India will not be considered.		
8	The Bidder should have turnover of Rs.100 Crores in any one of the last three financial years (i.e. 2018-19,2019-20,2020-21) related to metering item only. Bidder should submit report on financial standing such as profit and loss statement, balance sheets for the last three years, banker's certificates only of metering item only. etc.		
9	The audited financial statements of accounts for the last three years submitted by bidder shall be evaluated and last year of audited accounts should show positive net worth.		
10	Bidder should have complete volume of type test reports as per IS 13779 (Including latest Amendments if any) and magnet test as per CBIP-88 from any NABL accredited lab. The type test report should not be older than 2 years as on the date of opening of tender.		
11	The manufacturer should have following facility to meet both quality and quantity requirement of supplies.		
a	<b>Computerized test bench:</b> The manufacturer should have sufficient Nos of Computerized test benches. The benches should have electronic supply, Isolated CT/ PT system and data should be directly stored in central server.		
b	<b>Seal tracking system:</b> The manufacturer has to put both his own seal and BSES seal on the meter. He should have a seal tracking software to ensure tracking of seal and no duplication of seals and meter nos.		
c	<b>Meter Burn In system:</b> In order to ensure the reliability of components and that there is no drift in meter accuracy with time; the manufacturer should have burn in facility --- Running meter with load at elevated temperature.		
d	<b>Routine test data :</b> During lot acceptance , all routine test data should be made available to inspector. In fact as per BIS, STI all test data should be offered to inspector for verification. <b>Routine test report should be packed with each meter.</b>		
e	<b>Test benches:</b> During the lot acceptance, BSES inspector can test up to 5% of offered quantity .The manufacturer should agree to provide all test facility to do so. Further he should allow BSES inspector to check shop floor process. The place of inspection should be clearly marked in tender and same should be well equipped.		
f	<b>Test equipments:</b> Since the meters has lot of anti theft features, the manufacturer should have test set up too check the working of all anti theft features. Same should be available during lot inspection; otherwise inspector has a right to withdraw inspection.		
g	<b>PCB assembly facility:</b> - The PCB facility should have auto- pick n place machine, in-circuit tester, Protection against static charge/ dust etc.; and process to ensure no corrosion of solder points/ tracks. Incase service is taken from other vendor than bidder shall arrange inspection of facility. The bidder should be taking the service from the vendor since last two years and so far have procured one million meter PCB from vendor.		
h	The manufacturer should send the compliance of above mentioned parameters in technical offer and has to give an undertaking about No Objection to verify his manufacturing facility as a part of tender process. Further in relevance to above clause vendor should submit details of facilities.		
<b>The manufacturer should send the compliance of above mentioned parameters in technical offer and has to give an undertaking about No Objection to verify his manufacturing facility as a part of tender process.</b>			

**CHECK LIST**

Sl No	Item Description	YES/NO
1	INDEX	YES/NO
2	COVERING LETTER	YES/NO
3	BID FORM (UNPRICED) DULY SIGNED	YES/NO
4	BILL OF MATERIAL (UNPRICED)	YES/NO
5	TECHNICAL BID	YES/NO
6	ACCEPTANCE TO COMMERCIAL TERMS AND CONDITIONS	YES/NO
7	FINANCIAL BID (IN SEALED ENVELOPE)	YES/NO
8	EMD IN PRESCRIBED FORMAT	YES/NO
9	DEMAND DRAFT OF RS 1180/- DRAWN IN FAVOUR OF	BSES.....POWER LTD
10	POWER OF ATTORNEY/AUTHORISATION LETTER FOR SIGNING THE BID	YES/NO